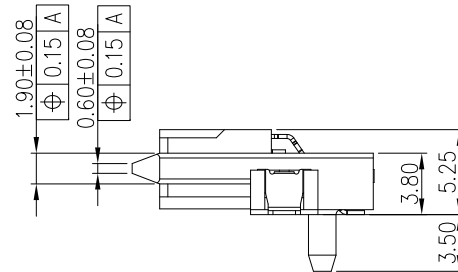
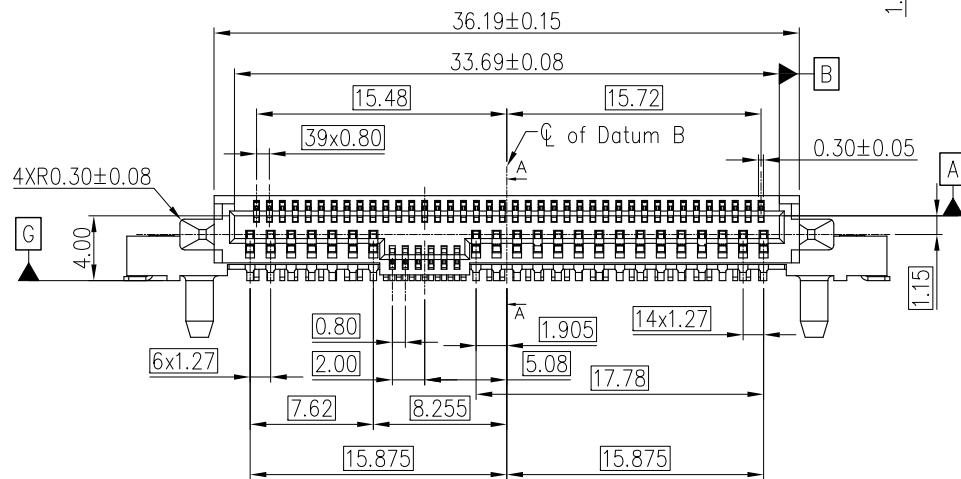
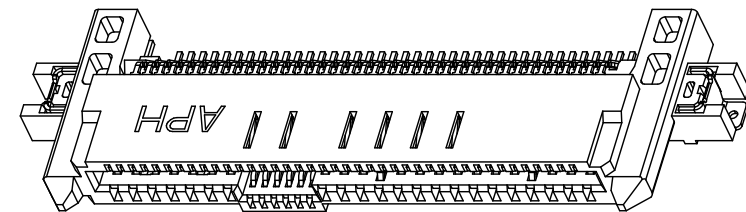
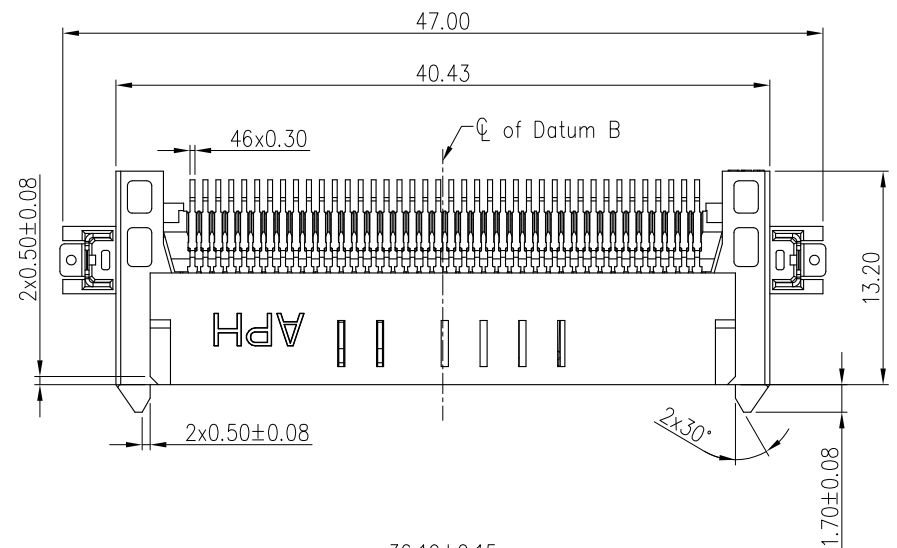
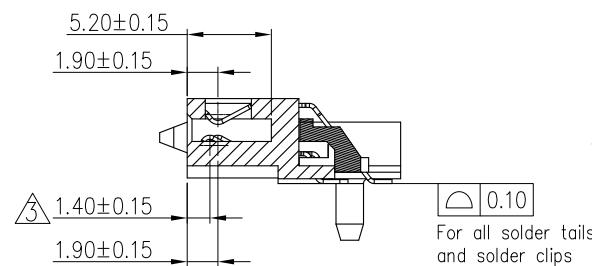


This document is the property of Amphenol Corporation and is delivered on the express condition that it is not to be disclosed, reproduced or used, in whole or in part, for manufacture or sale by anyone other than Amphenol Corporation without its prior consent, & that no right is granted to disclose or to use any information in this document.

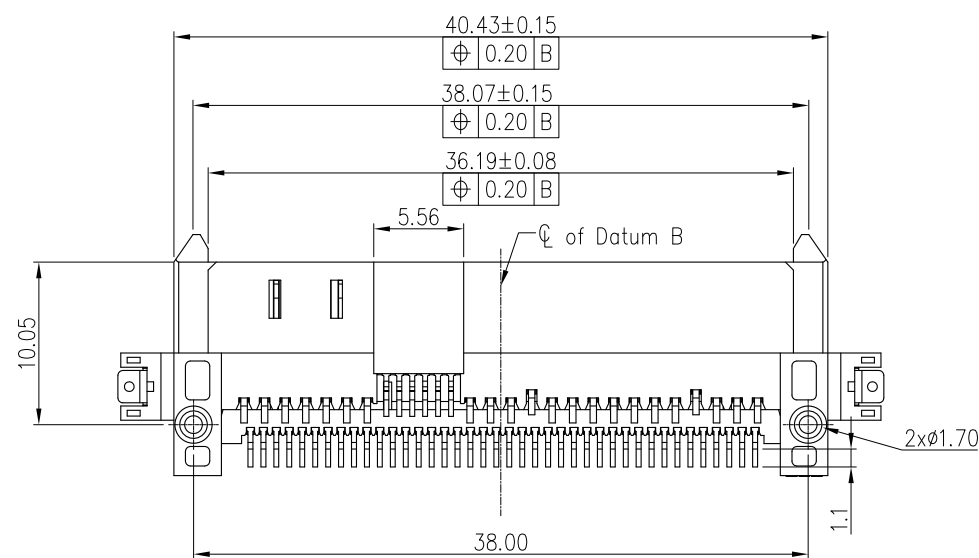
REVISIONS				
SYM	ECN	DESCRIPTION	DATE	APPROVED
1	N/A	FIRST RELEASE	04/10/15	IP
2	N/A	ADD COPLANARITY SPEC. BY CUSTOMER REQUEST	04/18/17	IP



- NOTES:
- MATERIAL HOUSING: HIGH TEMPERATURE PLASTIC. UL94V-0, BLACK.
CONTACT: PHOSPHOR BRONZE
PLATING: REFER TO P/N SYSTEM ON MATING AREA
1.27um Min. NICKEL UNDERPLATE OVERALL
2.54um Min. PURE MATTE TIN ON SOLDER TAIL
SOLDER CLIP: COPPER ALLOY, 2.54um Min. PURE TIN PLATED OVERALL
1.27um Min. NICKEL UNDERPLATE
 - ELECTRICAL SPECIFICATION:
CONTACT RESISTANCE: 30mΩ MAX.
INSULATOR RESISTANCE: 1000MΩ MIN.
DIELECTRIC WITHSTANDING VOLTAGE: 500 V AC
 - PREMATING AT P4 & P12
 - ORDER P/N SYSTEM: PSASF213031XXX



- MATING AREA PLATING
- 0.76um MIN Au.
 - 0.38um MIN Au.
 - Gold FLASH
- PACKING STYLE
- NIL- TRAY
 - TR- TAPE AND REEL

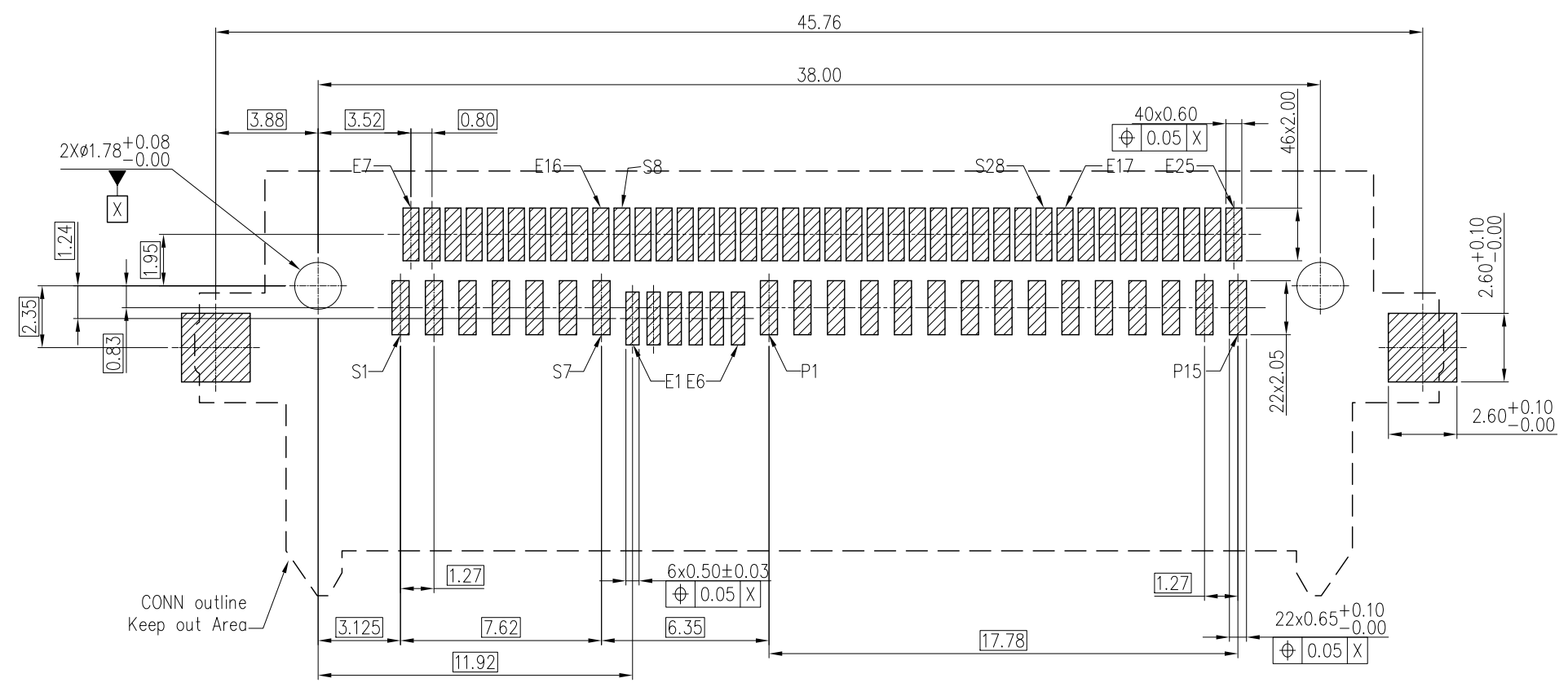


CUSTOMER DRAWING

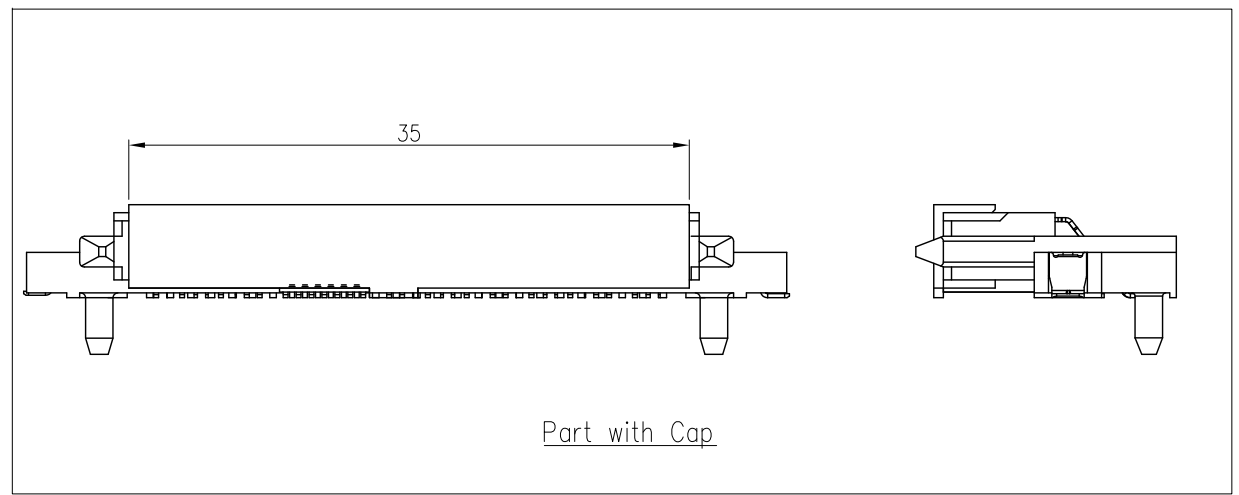
UNLESS OTHERWISE SPECIFIED TOLERANCES		APPROVAL		DATE	Amphenol Amphenol East Asia Limited
U.S. METRIC		DRAWN	Evan,Dai	04/18/17	
.X	+/-	CHECKED			TITLE Customer Drawing For PCIe/SAS R/A SMT RECEPTACLE
.XX	+/-	CHECKED			
.XXX	+/-				DRAWING FILE : Drawing\PSAS\PSASF213031XXX-2
FRACTIONS +/-					
ANGLES +/-					SIZE A3
FOR MATERIALS AND FINISHES SEE NOTES		REMOVE SHARP EDGES		ANGLE OF PROJECTION	DRAWING NO. PSAS-F213-031-XXX
DIMENSIONS		U.S. INCHES		(METRIC) (MM)	SCALE NONE
					SHEET 1 OF 2
					REV. 2

This document is the property of Amphenol Corporation and is delivered on the express condition that it is not to be disclosed, reproduced or used, in whole or in part, for manufacture or sale by anyone other than Amphenol Corporation without its prior consent, & that no right is granted to disclose or to use any information in this document.

REVISIONS				
SYM	ECN	DESCRIPTION	DATE	APPROVED
		REFER TO SHEET 1		



RECOMMENDED PCB LAYOUT
GENERAL TOLERANCE ±0.05mm



CUSTOMER DRAWING

UNLESS OTHERWISE SPECIFIED TOLERANCES		APPROVAL		DATE	Amphenol Amphenol East Asia Limited
U.S. METRIC		DRAWN	Evan,Dai	04/18/17	
.X	+/- 0.50	CHECKED			TITLE Customer Drawing For PCIe/SAS R/A SMT RECEPTACLE
.XX	+/- 0.25	CHECKED			
.XXX	+/- 0.20	DRAWING FILE : Drawing\PSAS\PSASF213031XXX-2			SIZE A3
FRACTIONS +/-	3'	REMOVE SHARP EDGES			SCALE NONE
ANGLES +/-		ANGLE OF PROJECTION			SHEET 2 OF 2
FOR MATERIALS AND FINISHES SEE NOTES		DIMENSIONS			DRAWING NO. PSAS-F213-031-XXX
U.S. INCHES (METRIC)		U.S. INCHES (MM)			REV. 2