

**ORDERING CODE: M U S B R - 4 1 9 3 - X X**

SERIES, RUGGED USB

USB 3.0 STANDARD 'A' RECEPTACLE, STACKED, RIGHT ANGLE PCB TAIL

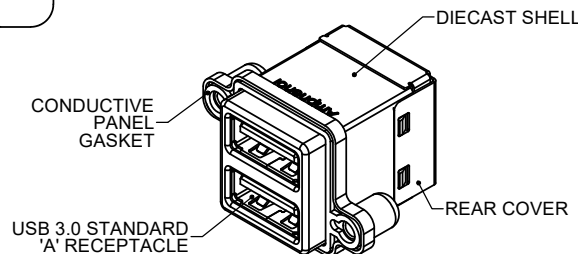
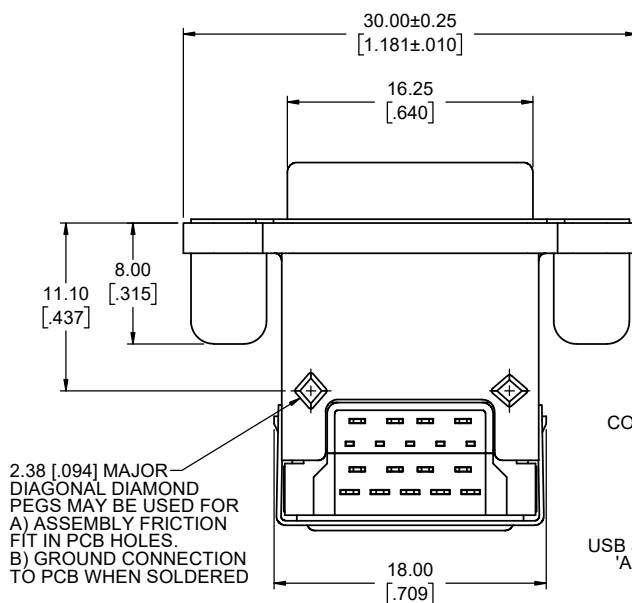
THREAD OPTION  
3 = #4-40 UNC THREAD  
M = M3 x 0.5 THREAD

DUST COVER OPTION  
0 = NO DUST COVERS SUPPLIED  
1 = WITH GREY DUST COVERS SUPPLIED  
5 = WITH BLACK DUST COVERS SUPPLIED

**SPECIAL CONNECTORS:**  
MANY UNIQUE FEATURES ARE READILY AVAILABLE TO SUIT CUSTOMER REQUIREMENTS. CONSULT WITH AMPHENOL CANADA FOR DETAILS.

#### NOTES:

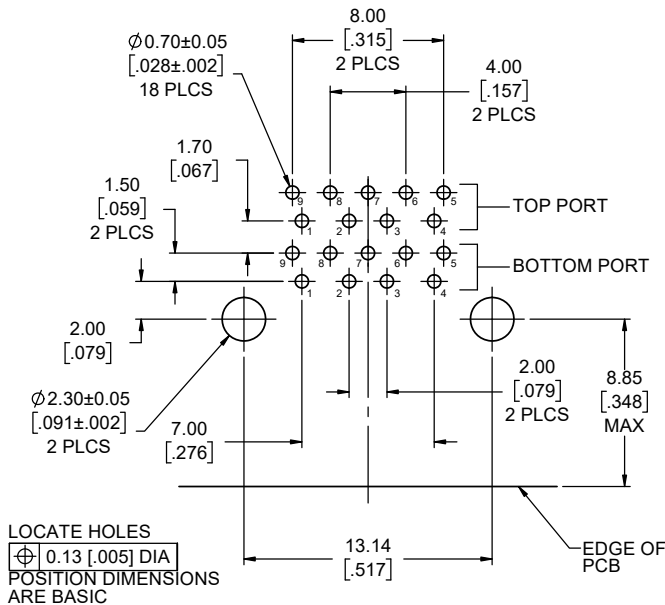
- MATERIAL:**
  - ALL MATERIALS ARE RoHS COMPLIANT PER EU DIRECTIVE 2011/65/EU AND AMENDMENTS
  - OUTER SHELL - DIECAST ZINC ALLOY, MATTE TIN OVER NICKEL PLATED
  - CONTACTS - PHOSPHOR BRONZE & COPPER ALLOY, PLATED WITH 0.76 µm (30 µ") GOLD OVER 1.27 µm (50 µ") MINIMUM NICKEL ON THE MATING AREA WITH MATTE TIN PLATING ON THE TAILS.
  - HOUSINGS - ENGINEERING THERMOPLASTIC, HIGH TEMPERATURE RESISTANT, FLAMMABILITY RATING UL94V-0, MATING AREA - BLUE, OTHERS - BLACK
  - USB SHIELD & REAR COVER - STAINLESS STEEL, PASSIVATED
  - PANEL GASKET - CONDUCTIVE SILICONE RUBBER, BLACK
  - DUST COVER - SILICONE RUBBER WITH NICKEL PLATED BRASS BUSHING. SEE ORDERING CODE FOR DUST COVER COLOUR OPTIONS. SEE SHEET 2 FOR DUST COVER VIEWS.
- ENVIRONMENTAL PERFORMANCE PER IEC 60529 CODE IP67 FOR SEAL BETWEEN MATING AREA AND PCB SIDE OF CONNECTOR. GASKET PROVIDES SEAL TO INSIDE FACE OF ENCLOSURE PANEL. AVAILABLE DUST COVERS PROVIDE ADDED PROTECTION.
- CURRENT RATING: 1.8A MAX. FOR POSITIONS 1 & 4, 0.25A MAX. FOR REMAINING POSITIONS
- CONTACT RESISTANCE: 30 MILLIOHMS MAX. FOR POSITIONS 1 & 4, 50 MILLIOHMS MAX. FOR REMAINING POSITIONS.
- OPERATING TEMPERATURE: -40°C TO +105°C.
- DUST COVERS MAY BE ORDERED SEPARATELY. SPECIFY
  - PART NUMBER MUSB-2A111-014BP FOR THE GREY COVER OR
  - PART NUMBER MUSB-2A111-024BP FOR THE BLACK COVER.



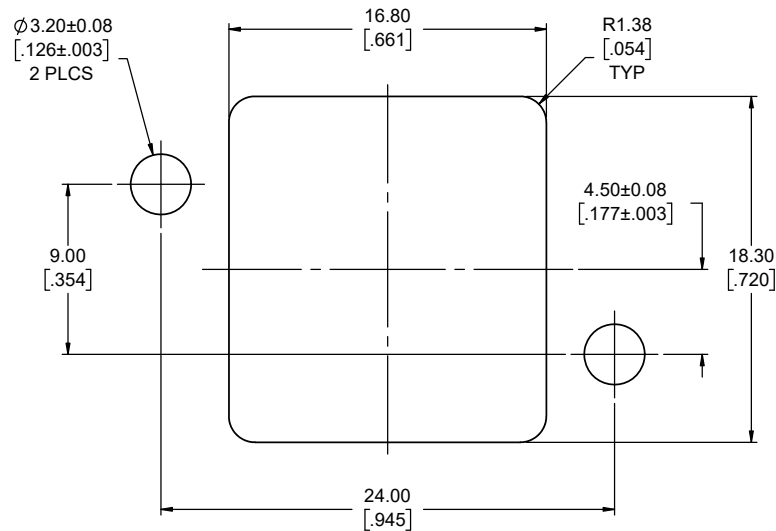
UNLESS SPECIFIED OTHERWISE	DRAWN	B.COPPING	JUN29/15
PRIMARY UNITS MILLIMETERS	CHECKED	K.LAMBIE	JUN29/15
SECONDARY UNITS INCHES	M.E. APP'D		
REFERENCE IN PARENTHESES	Q.A. APP'D		
GENERAL TOLERANCES	DWG APPR.		
1 DECIMAL PLACE	ENG. REL. NO.	EAR 14374	
2 DECIMAL PLACES ±0.15	REF.		
3 DECIMAL PLACES	THIRD ANGLE PROJECTION		
ANGULAR DEGREES			

<b>Amphenol Canada Corp.</b> Commercial Products			
<b>MUSBR RUGGED USB CONNECTOR, 3.0 STANDARD 'A' RECEPTACLE, STACKED, RIGHT ANGLE PCB TAIL, THREAD &amp; DUST COVER OPTIONS, RoHS COMPLIANT</b>			
DWG. NO.	<b>P-MUSBR-4193-XX</b>		
REV	<b>E</b>		
CODE ID NO.	03554	DWG SIZE: X	SCALE: 4:1
SHEET	1	OF	2

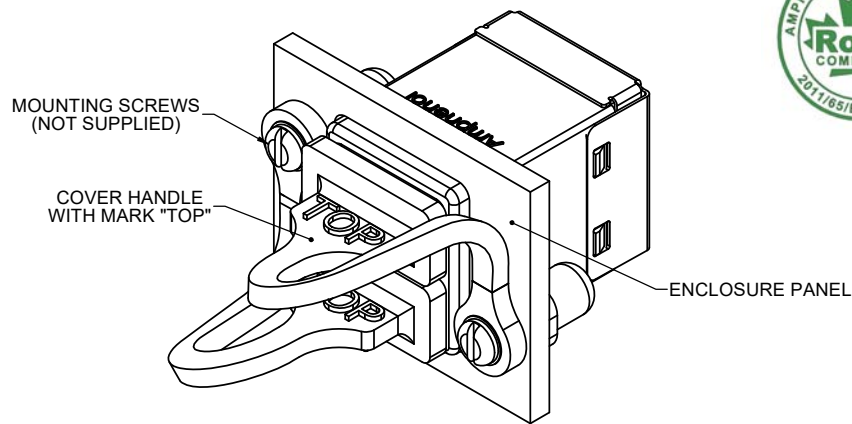
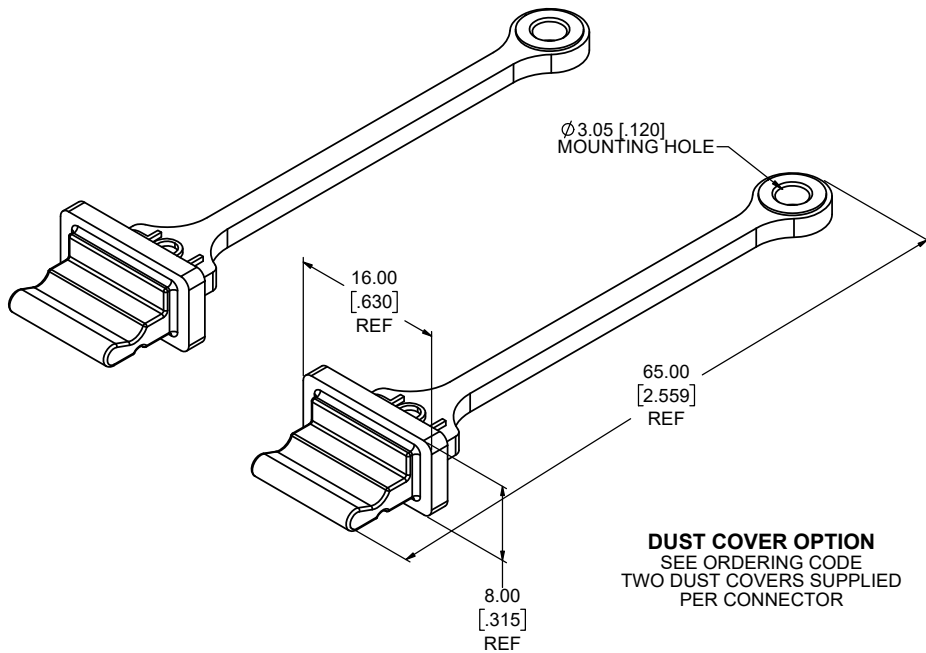
PIN ASSIGNMENT CHART		
POSITION #	SIGNAL NAME	DESCRIPTION
1	VBUS	POWER
2	D-	USB 2.0 DIFFERENTIAL PAIR
3	D+	
4	GND	GROUND FOR POWER RETURN
5	STDA_SSRX-	SS RECEIVER DIFFERENTIAL PAIR
6	STDA_SSRX+	
7	GND_DRAIN	GROUND FOR SIGNAL RETURN
8	STDA_SSTX-	SS TRANSMITTER DIFFERENTIAL PAIR
9	STDA_SSTX+	
SHELL	SHIELD	CONNECTOR METAL SHELL



RECOMMENDED PCB LAYOUT  
COMPONENT SIDE OF BOARD



RECOMMENDED PANEL CUTOUT  
OUTSIDE VIEW OF PANEL



DUST COVER APPLICATION VIEW



UNLESS SPECIFIED OTHERWISE	DRAWN	B.COPPING	JUN29/15
PRIMARY UNITS MILLIMETERS	CHECKED	K.LAMBIE	JUN29/15
SECONDARY UNITS INCHES	M.E. APP'D		
REFERENCE IN PARENTHESES	Q.A. APP'D		
GENERAL TOLERANCES	DWG APPR.		
1 DECIMAL PLACE	ENG. REL. NO.	EAR 14374	
2 DECIMAL PLACES ±0.15	REF.		
3 DECIMAL PLACES	THIRD ANGLE PROJECTION		
ANGULAR DEGREES	DO NOT SCALE DRAWING		

Amphenol Canada Corp. Commercial Products			
MUSBR RUGGED USB CONNECTOR, 3.0 STANDARD 'A' RECEPTACLE, STACKED, RIGHT ANGLE PCB TAIL, THREAD & DUST COVER OPTIONS, RoHS COMPLIANT			
DWG. NO.	P-MUSBR-4193-XX		
CODE ID NO. 03554	DWG SIZE: X	SCALE: 5:1	SHEET 2 OF 2