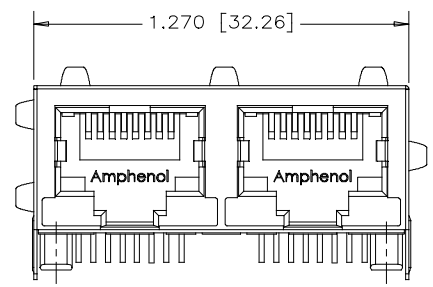
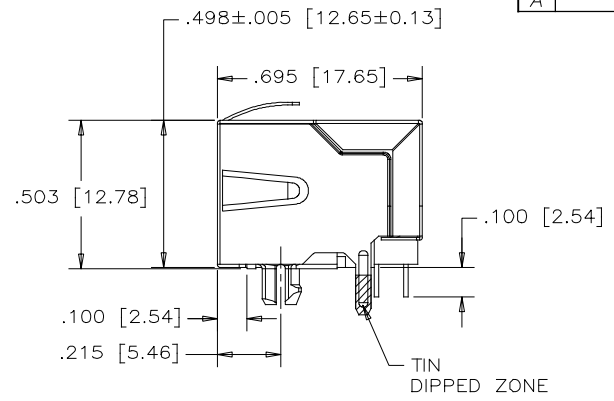


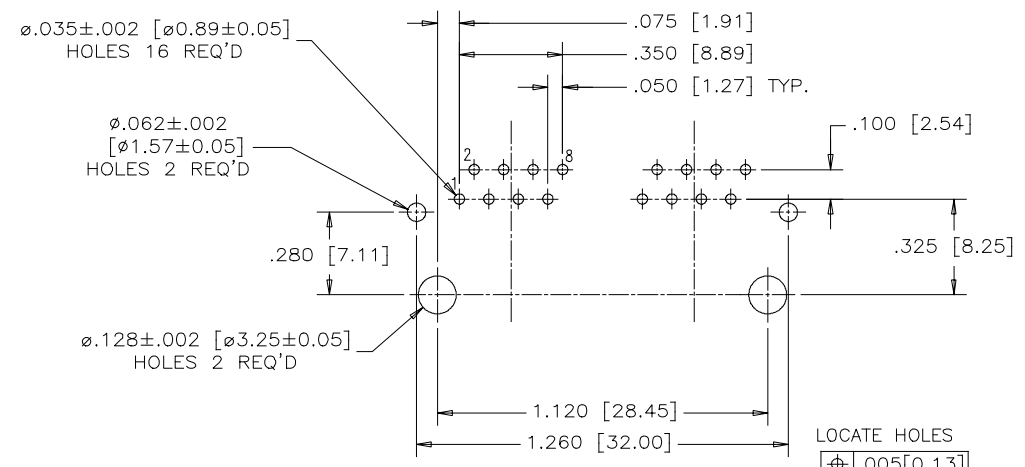
REVISIONS			
REV	DESCRIPTION, ECN, EAR NO.	DATE	APP'D
A	PROPOSAL	APR 12/17	L.CHAN



FRONT VIEW



SIDE VIEW



RECOMMENDED P.C.B. LAYOUT  
(COMPONENT SIDE OF BOARD)

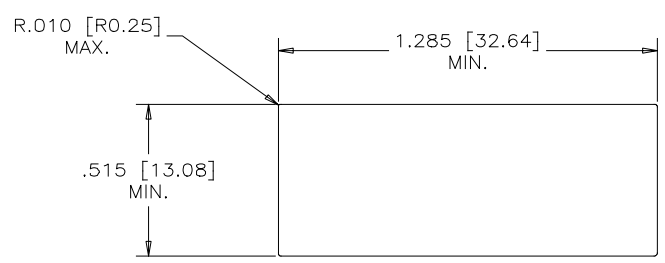
LOCATE HOLES  
±.005[0.13]  
POSITION DIMENSIONS  
ARE BASIC

**MATERIALS:**

- CONTACTS:** PHOSPHOR BRONZE,  
PLATING: SELECTIVE GOLD PLATING ON MATING SURFACES SEE AMPHENOL PART NUMBER FOR DETAIL. 50 MICRO" MIN. NICKEL OVERALL. 100 MICRO" MIN. MATTE TIN OR GOLD FLASH ON TAILS.
- HOUSING:** HIGH TEMPERATURE THERMOPLASTIC  
COLOR - BLACK, FLAMMABILITY RATING UL 94V-0
- SHIELD:** COPPER ALLOY  
PLATING: NICKEL WITH TIN DIPPED PCB TAILS.

**PART NUMBER:** RJSBE-X380-C2

- GOLD PLATING OPTION:**
- D = 6u" GOLD PLATING
  - G = 15u" GOLD PLATING
  - J = 30u" GOLD PLATING
  - 5 = 50u" GOLD PLATING



RECOMMENDED PANEL CUTOUT

UNLESS SPECIFIED OTHERWISE	DRAWN <i>Hanson,C</i>	DATE <i>APR 12/17</i>
PRIMARY UNITS INCH	CHECKED <i>LAWRENCE,C</i>	DATE <i>APR 12/17</i>
SECONDARY MILLIMETER	M.E. APP'D	
REFERENCE IN PARENTHESES	Q.A. APP'D	
GENERAL TOLERANCES	DWG APPR.	
1 DECIMAL PLACE ±0.025	ENG. REL. NO.	
2 DECIMAL PLACES ±0.020	REF.	
3 DECIMAL PLACES ±0.015	THIRD ANGLE PROJECTION	DO NOT SCALE DRAWING
ANGULAR DEGREES ±1.0°		

<b>Amphenol Canada Corp.</b> www.amphenolcanada.com	
TITLE 2 PORT MODULAR JACK, 8 POSITION, 8 CONTACT, SHIELDED, WITHOUT LED, WITH .100[2.54] CONTACT LENGTH, - RoHS COMPLIANT	
DWG. NO. P-RJSBE-X380-C2	REV A
CODE ID NO. 03554 DWG SIZE: C SCALE: N/A SHEET 1 OF 1	