


# SolidMatrix® 0603 High Inrush Current Surface Mount Fuses



## Features:

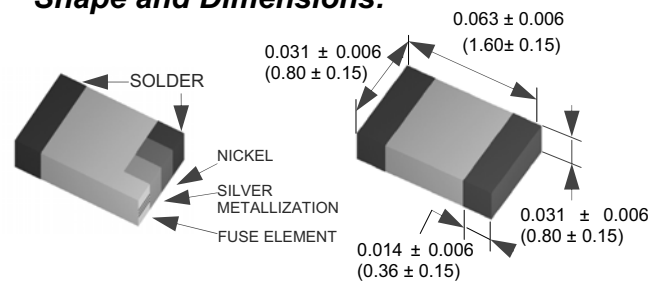
- High inrush current withstanding capability
- Ceramic Monolithic structure
- Silver fusing element and silver termination with nickel and tin plating
- RoHS compliant materials
- Standard EIA 0603/EIAJ1608 size
- Symmetrical design with marking on both sides (optional)
- Operating temperature: -55°C to +125°C (with de-rating)



## Clearing Time Characteristics:

% of Current Rating	Clearing time at 25°C	
100 %	4 hours min.	
200 %	1 second min.	60 seconds max.
1000 %	0.0002 seconds min.	0.02 seconds max.

## Shape and Dimensions:



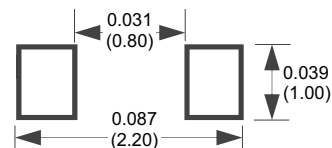
**Agency Approval:** Recognized Under the Components Program of Underwriters Laboratories. File Number: E232989

**Patents:** U.S. Patent numbers 6,034,589; 6,602,766; 7,268,661 B2; and other pending patents.

## Interrupting Ratings:

50 A at rated voltage

## Recommended Land Pattern:



Inch (mm)

**Marking (Optional):** Green Marking Character Code

1.0 A:E, 1.5 A:G, 2.0 A:I, 2.5 A:J, 3.0 A:K, 3.5 A:L, 4.0 A:M, 4.5 A:T, 5.0 A:N

## Ordering Information:

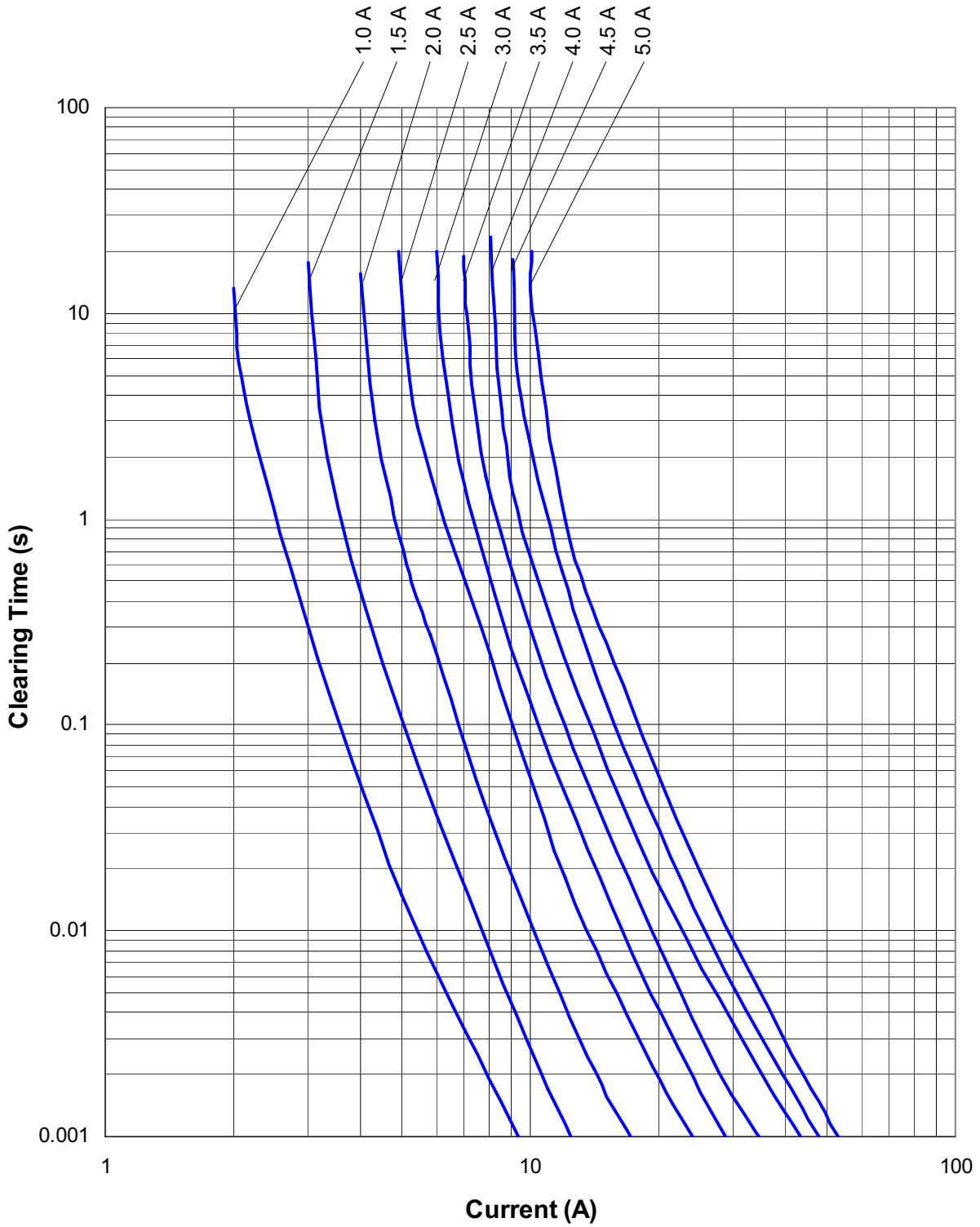
Part Number	Current Rating (A)	Voltage Rating (VDC)	Nominal Cold DCR ( $\Omega$ ) <sup>1</sup>	Nominal $I^2t$ ( $A^2s$ ) <sup>2</sup>
F0603HI1000V032T	1.0	32	0.210	0.08
F0603HI1500V032T	1.5	32	0.101	0.11
F0603HI2000V032T	2.0	32	0.057	0.24
F0603HI2500V032T	2.5	32	0.042	0.56
F0603HI3000V032T	3.0	32	0.030	0.72
F0603HI3500V032T	3.5	32	0.022	1.10
F0603HI4000V032T	4.0	32	0.018	2.08
F0603HI4500V032T	4.5	32	0.014	2.63
F0603HI5000V032T	5.0	32	0.013	3.25

1. Measured at  $\leq 10\%$  of rated current and 25°C ambient  
 2. Melting  $I^2t$  at 1000 % of current rating

# SolidMatrix® 0603 High Inrush Current Surface Mount Fuses



*Average Clearing Time Curves*



# SolidMatrix® 0603 High Inrush Current Surface Mount Fuses



Average  $I^2t$  vs.  $t$  Curves

