





NEW RoHS Compliant SURFACE MOUNT HEAT SINKS

The Aavid Thermalloy line of low profile surface mount heat sinks are suitable for SMT power semiconductor devices in D-PAK, D²PAK, D³PAK and SO-10 packages. Their unique design removes heat indirectly through conduction without making contact with the SMT device like traditional through hole solutions. The semiconductor's conventional copper drain pad is modified to extend beyond the edges of the semiconductor package providing space to mount the heat sink. The device and heat sink are soldered directly to the modified drain pad creating a thermal transfer path from the package tab to the surface mount heat sink. In addition, the elevated "Wings" of the heat sink provide ample surface area to dissipate the heat into the surrounding environment.



FEATURES AND BENEFITS:

- *RoHS compliant 100% matte tin plating with nickel underplate*
- *No attachment holes required in the printed circuit board*
- *Wing configuration will not interfere with adjacent components*
- *Available in tape and reel packaging for use with automated SMT pick and place equipment*
- *Compatible with both tin-lead and lead free (Sn/Ag/Cu) solders*

APPLICATIONS:

- *Power Supplies*
- *Telecommunication Equipment*
- *Motor Controls*
- *Medical Equipment*
- *Industrial Process Control Equipment*
- *Consumer Products*

ORDERING INFORMATION:

Part Number	Description	Packaging
573300D00000G	Surface mount heat sink for TO-263	Bulk 500 per bag
573300D00010G	Surface mount heat sink for TO-263	13" Reel 250/per reel
573400D00000G	Surface mount heat sink for TO-268	Bulk 500 per bag
573400D00010G	Surface mount heat sink for TO-268	13" Reel 250/per reel
573100D00000G	Surface mount heat sink for TO-252	Bulk 500 per bag
573100D00010G	Surface mount heat sink for TO-252	13" Reel 250/per reel
7106DG	Surface mount heat sink for TO-263	Bulk 500 per bag
7106D/TRG	Surface mount heat sink for SO-10 / Power SO-10 / TO-263	13" Reel 200/per reel
7109DG	Surface mount heat sink for SO-10 / Power SO-10 / TO-263	Bulk 500 per bag
7109D/TRG	Surface mount heat sink for TO-263	13" Reel 125/per reel

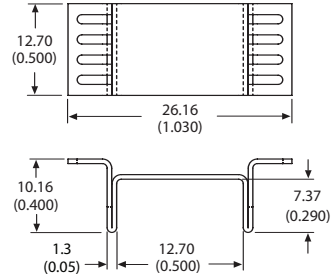
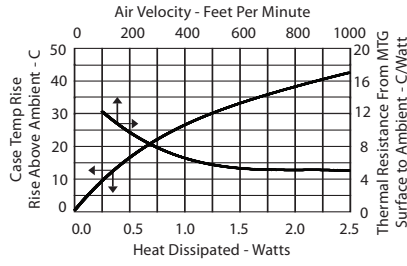
Surface Mount Heat Sinks

for D²PAK, SO-10 and Power SO-10™ Packages



Part Number 573300

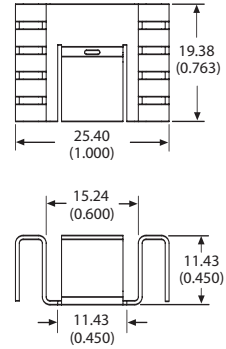
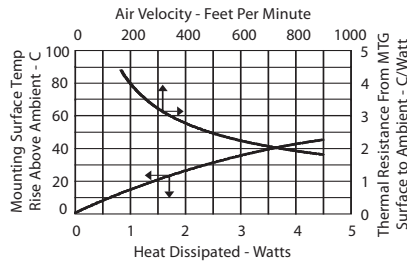
Heat Sink for D²PAK (TO-263)



Refer to Figures A and B on back page for device footprint information

Part Number 7109

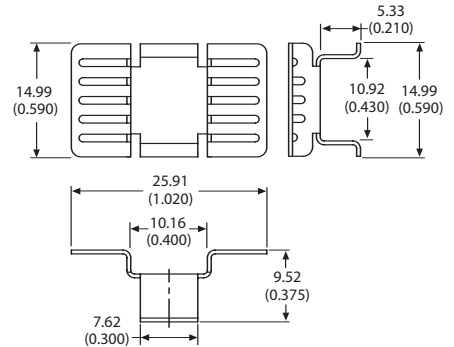
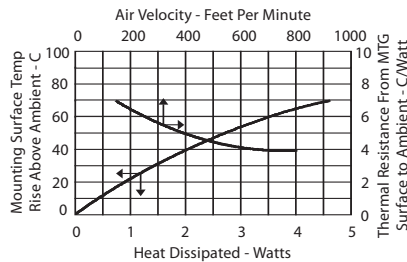
Heat Sink for D²PAK (TO-263)



Refer to Figure D on back page for device footprint information

Part Number 7106

Heat Sink for D²PAK (TO-263), SO-10, and Power SO-10™ (MO-184)



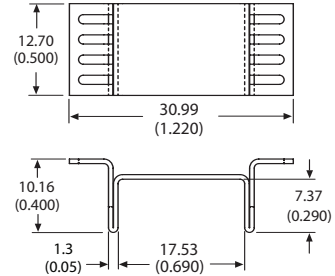
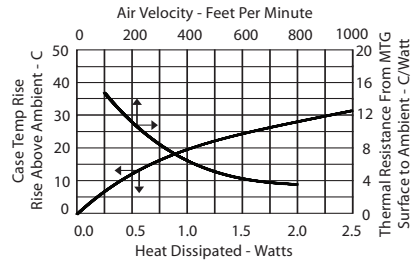
Refer to Figure C on back page for device footprint information

Surface Mount Heat Sinks

for D-PAK and D³PAK Packages

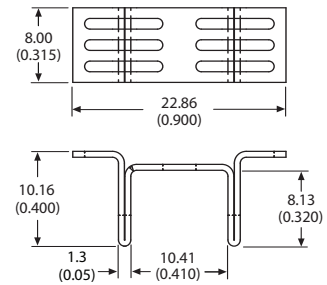
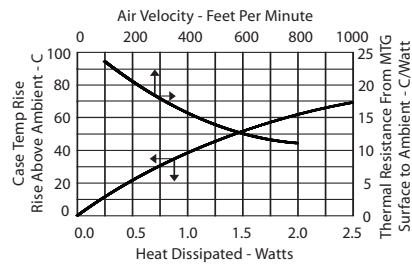


Part Number 573400
Heat Sink for D³PAK (TO-268)



Refer to Figures A and B on back page for device footprint information

Part Number 573100
Heat Sink for D-PAK (TO-252)

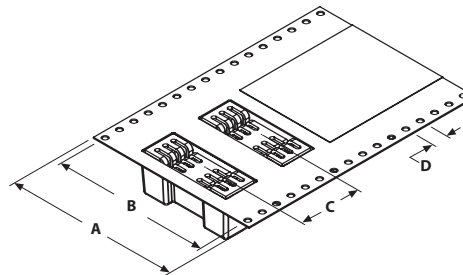


Refer to Figures A and B on back page for device footprint information

Tape and Reel Information



PART NUMBER	"A"	"B"	"C"	"D"
7106D/TRG	44.0 (1.73)	40.4 (1.59)	24.0 (0.94)	4.0 (0.16)
7109D/TRG	44.0 (1.73)	40.4 (1.59)	36.0 (1.42)	4.0 (0.16)
573100D00010G	44.0 (1.73)	40.4 (1.59)	16.0 (0.63)	4.0 (0.16)
573300D00010G	44.0 (1.73)	40.4 (1.59)	24.0 (0.94)	4.0 (0.16)
573400D00010G	44.0 (1.73)	40.4 (1.59)	24.0 (0.94)	4.0 (0.16)



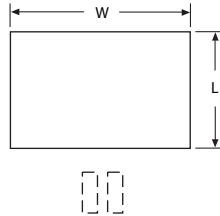
Heat Sink Mounting Footprints



FIGURE A

Recommended Copper Heat Spreader Drain Pad Footprint

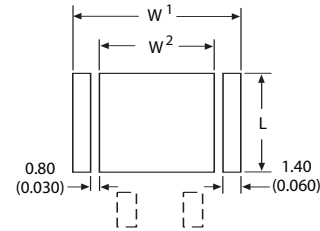
Note: The thickness of the drain pad is variable depending on the amount of heat generated by the SMT device, design, limitations and process.



Part No.	"L"	"W"
573100	9.53 (0.375)	13.97 (0.550)
573300	14.22 (0.560)	16.26 (0.640)
573400	14.22 (0.560)	21.08 (0.830)

FIGURE B

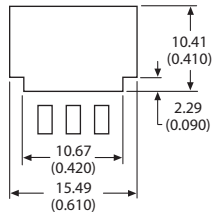
Recommended Heat Sink Solder Mask Opening



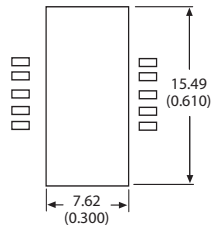
Part No.	"L"	"W1"	"W2"
573100	9.02 (0.355)	13.46 (0.530)	8.89 (0.350)
573300	13.72 (0.540)	15.75 (0.620)	11.18 (0.440)
573400	13.72 (0.540)	20.57 (0.810)	16.00 (0.630)

FIGURE C

Recommended Copper Pad Size for Heat Sink and Device Mounting Footprint



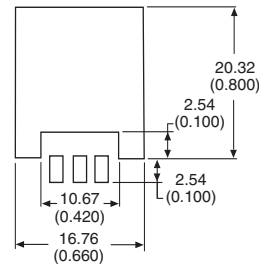
For D Pak (TO-263)



For MO-184 and SO-10

FIGURE D

Recommended Copper Pad Size for Heat Sink and Device Mounting Footprint



North America

80 Commercial Street
Concord, NH 03301
TEL: (603) 224-9988
FAX: (603) 223-1790
EMAIL: info@aavid.com

Europe - Italy

ViaXXV Aprile, 32
40057 Cadriano (BO), Italy
TEL: (39) 051 764011
FAX: (39) 051 764090
EMAIL: sales.it@aavid.com

Europe - England

Cheney Manor
Swindon
SN2 2QN
England
TEL: 44(0) 1793 401400
FAX: 44(0) 1793 615396
EMAIL: sales.uk@aavid.com

Asia - Taiwan

14F-4, NO. 79, Hsin Tai Wu RD.
SEC. 1, Hsi Chih
Taipei Hsien
Taiwan.
TEL: 011(886) 2-2698-9888
FAX: 011(886) 2-2698-9808

Asia - Singapore

5 Woodlands Industrial Park E1
Singapore 757728
TEL: 65 -6362-8388
FAX: 65-6362-8588

PLEASE NOTE: Any information furnished by Aavid Thermalloy is believed to be accurate and reliable, but our customers must bear all responsibility for use and applications of Aavid Thermalloy products. AAVID THERMALLOY MAKES NO WARRANTIES EXPRESSED OR IMPLIED, AS TO THE FITNESS, MERCHANTABILITY, OR SUITABILITY OF ANY AAVID PRODUCTS FOR ANY SPECIFIC OR GENERAL USES. AAVID THERMALLOY SHALL NOT BE LIABLE FOR INCIDENTAL OR CONSEQUENTIAL DAMAGES OF ANY KIND. All Aavid Thermalloy products are sold pursuant to the Aavid Thermalloy Domestic Terms and Conditions of Sale in effect from time to time, a copy of which shall be furnished upon request (8911A). Copyright © Aavid Thermalloy, LLC. January 2006. All icons, drawings, illustrations, and trademarks are the property of Aavid Thermalloy, LLC. and may not be reproduced without express written permission. (1/2006)

FOR MORE INFORMATION, VISIT OUR WEB SITE: WWW.AAVIDTHERMALLOY.COM

TEL: (603) 224-9988