



STRAIGHT FLANGE JACKS SOLDER TYPE FOR SEMI-RIGID CABLES

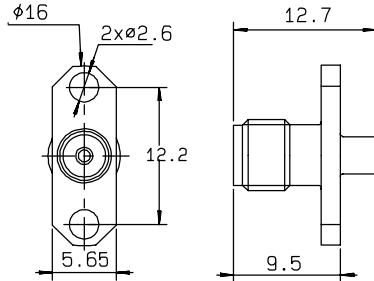


Fig. 1

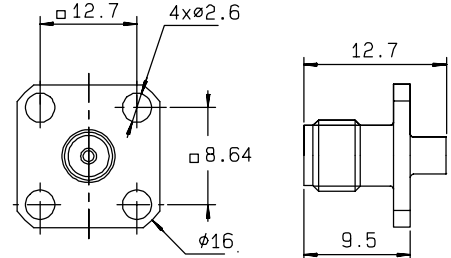


Fig. 2

Cable group	Part number (gold)	Fig.	Captive center contact	Assembly	Cut out	Note
.085"	R125 252 000	1	no	M10	P09	2 hole flange
.085"	R125 256 000*	2	no	M11	P11	square flange
.141"	R125 251 000	1	no	M10	P09	2 hole flange
.141"	R125 255 000*	2	no	M11	P11	square flange

BULKHEAD JACKS CRIMP TYPE FOR FLEXIBLE CABLES (rear mount)

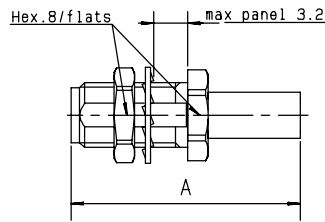


Fig. 1

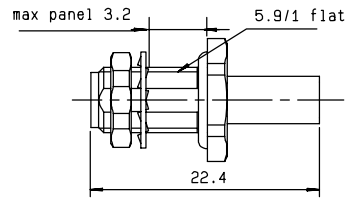


Fig. 2

Cable group	Part number (gold)	Part number (passivated)	Fig.	Dimension A (mm)	captive center contact	Assembly	Cut out	Note
2.6 / 50 / S	R125 312 120	R125 312 121	1	22.4	yes	M05	P03	Full crimp
2.6 / 50 / D	R125 313 120	R125 313 121	1	22.4	yes	M05	P03	
2.6 / 50 / D	R125 322 030*		2		yes	M02	P03	Panel sealed
5 / 50 / S	R125 314 120	R125 314 121	1	25.4	yes	M05	P03	Full crimp
5 / 50 / D	R125 315 120	R125 315 121	1	25.4	yes	M05	P03	

* packaging: 100 pieces. For unit packaging, add "W" after the P/N



BULKHEAD JACKS SOLDER TYPE FOR SEMI RIGID CABLES (rear mount)

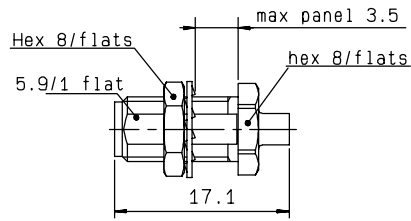


Fig. 1

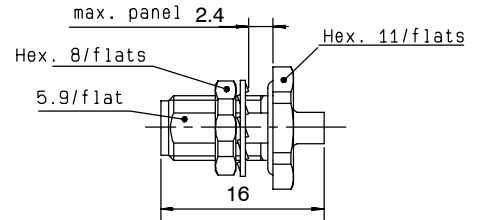


Fig. 2

Cable group	Part number (gold)	Fig.	Captive center contact	Assembly	Cut out	Note
.085"	R125 326 000	1	no	M10	P03	Panel sealed
.141"	R125 305 000	2	no	M10	P03	
.141"	R125 325 000*	1	no	M10	P03	Panel sealed

* packaging: 100 pieces. For unit packaging, add "W" after the P/N