

# Professional Banana plugs

IEC 1010  
4 mm dia. series



ISO 9001 APPROVED





**SAFETY PATCH CORDS**

According to IEC 1010.  
Basic or supplementary insulation.  
Surge overvoltage category II.  
Pollution degree 2.  
1000V CAT II

**BDSA/BDSA PATCH CORDS**

Plug / plug stackable safety patch cords.  
☞ *packaging : 10*

Max current :  
1mm<sup>2</sup> cross section wire : 15A  
2mm<sup>2</sup> cross section wire : 30A



**R 948 3xx 6xx**

- 0 : 25 cm (10")
- 1 : 50 cm (20")
- 2 : 100 cm (40")
- 3 : 150 cm (60")
- 4 : 200 cm (80")

- 0 : Black
- 1 : Red
- 2 : Green
- 3 : Blue
- 4 : Yellow

- 00 : 1mm<sup>2</sup> PVC 3.5 (1.4") dia.
- 02 : 2mm<sup>2</sup> PVC 3.5 (1.4") dia.

**BMS/BMS PATCH CORDS**

Plug / plug non stackable safety patch cords.  
☞ *packaging : 10*

Max current :  
1 mm<sup>2</sup> cross section wire : 15A  
2 mm<sup>2</sup> cross section wire : 30A



**R 948 0xx 6xx**

- 2 : 25 cm (10")
- 4 : 50 cm (20")
- 5 : 100 cm (40")
- 6 : 150 cm (60")
- 7 : 200 cm (80")

- 0 : Black
- 1 : Red
- 2 : Green
- 3 : Blue
- 4 : Yellow

- 00 : 1mm<sup>2</sup> PVC 3.5 (1.4") dia.
- 02 : 2mm<sup>2</sup> PVC 3.5 (1.4") dia.

**PTS/BMS CORDS**

One red and one black non stackable plug / test probe  
Safety patch cord.  
1mm<sup>2</sup> and 100cm (40") long PVC wire.  
☞ *packaging : 10 pairs*



**R 948 959 600**



**PATCH CORDS MADE TO ORDER**

These patch cords can be made using any combination of extremity / type of cable / length / color.

☞ *packaging : 10*

**How to order :**

The patch cord P/N must be established as follows :

1st extremity code / type of cable - cable length in cm / 2nd extremity code.

Extremities available are the following :

**color codes (\*) :**

0 = black, 1 = red, 2 = green, 3 = blue, 4 = yellow.

**extremity codes :**

BMS : R 949 00\* 600

BDSA : R 949 10\* 601

PTS : R 999 010 190 (black)

: R 999 011 190 (red)

**cable codes :**

PVC 1 mm<sup>2</sup> : C 290 11\*

PVC 2 mm<sup>2</sup> : C 290 10\*

**Example :**

You want to order 10 patch cords with a red PTS test probe at one end, a green BMS plug at the other end and a 150cm (60") 1mm<sup>2</sup> cross section yellow PVC cable in between.

**order for P/N :**

R 999 011 190 / C290114-150cm / R 949 002 600.

**SOCKET / SOCKET ADAPTERS**

Allows patch cord to patch cord connexion.

Available colors : red and black.

1000V CAT II

☞ *packaging : 10*



**R 941 96\* 600**

**SAFETY INSULATED PANEL SOCKETS  
4 mm (.157) dia. - DPIS**

According to IEC 1010.  
Basic or supplementary insulation.  
Surge voltage category 2.  
Pollution degree 2.

1000V CAT II - 30A

☞ *packaging : 100*

**TERMINATION : SOLDER POT**



**R 941 92\* 600**

**TERMINATION : FOR CIRCULAR 1,9 mm (.075) DIA LUG TYPE**



**R 941 92\* 601**

**TERMINATION : FLAT FOR FASTON LUG TYPE**



**R 941 92\* 602**

**TERMINATION : FOR FORK LUG**



**R 941 92\* 603**

**TERMINATION : FOR 4 mm (.157) DIA. PIN**



**R 941 92\* 604**

\* : stands for color code 0 = black, 1 = red, 2 = green, 3 = blue, 4 = yellow.



### SAFETY ADAPTERS

Used to change non safety panel sockets to IEC 1010 Safety ones.

1000V CAT II

☞ *packaging : 10*

Installation tool : **282 690 004**



**R 941 949 60\***

### SAFETY GRABBERS

Colors available : red and black.  
According to IEC 1010.  
Basic or supplementary insulation.  
Surge overvoltage category II.  
Pollution degree 2.

1000V CAT II


☞ *packaging : 10*

### GRABBER WITH HOOK



**R 999 70\* 600**

### GRABBER WITH ALLIGATOR CLIP



**R 999 71\* 600**

### GRABBER WITH CLAMPS

1000V CAT III 6KV impulse




**R 995 377 60\***

### ALLIGATOR CLIP LARGE OPENING 20 mm (.787) dia.

Colors available : red and black  
According to IEC 1010:  
Basic or supplementary insulation.  
Surge overvoltage category II.  
Pollution degree 2.

1000V CAT II

☞ *packaging : 10*




**R 995 376 60\***

### SAFETY TEST PROBES

Colors available : red and black  
According to IEC 1010.  
Basic or supplementary insulation.  
Surge overvoltage category II.  
Pollution degree 2.

1000V CAT II

☞ *packaging : 10*



**R 941 85\* 600**

\* stands for color code 0 = black, 1 = red, 2 = green, 3 = blue, 4 = yellow, 6 = white



## TECHNICAL INFORMATION

### ⇒ The Low Voltage directive

Since January 1st, 1998, the 73/23/CEE European Low Voltage directive and its 93/68/CEE modification have been mandatory. They apply to electrical equipment to be used within specific voltage limits (50 VAC to 1000VAC ; 75VDC to 1500VDC). Any electrical equipment to which it applies must be CE marked.

In practice, the Low Voltage directive applies to any electrical safety equipment that can be used directly by itself (see table below) and therefore this apparatus must bear the CE marking (The CE marking will appear on the smallest packaging entity).

The Low Voltage directive does not apply to electrical apparatus to be used below 50VAC / 75VDC or above 1000VAC / 1500VDC neither to apparatus which cannot be used directly by itself (see table below).

### ⇒ IEC 1010 standard

The Low Voltage directive is conform to harmonised standards and specifically to the norm IEC 1010-2-031 which defines the working voltage, overvoltage category and pollution degree.

Description	Part Number	Test voltage	Apparatus to be used by itself	CE Marking
BDSA/BDSA patch cords	R 948 3xx 6xx	1000V CAT II	YES	YES
BMS/BMS patch cords	R 948 0xx 6xx	1000V CAT II	YES	YES
PTS/BMS patch cords	R 948 959 600	1000V CAT II	YES	YES
Patch cords made to order	Voir page 3	1000V CAT II	YES	YES
Socket / socket adaptaters	R 941 96x 600	1000V CAT II	YES	YES
Safety insulated panel sockets	R 941 92x 60x	1000V CAT II	NO	NO
Safety adapters	R 941 949 60x	1000V CAT II	NO	NO
Safety grabbers and alligator clip	R 999 70x 600 R 999 71x 600 R 995 377 60x R 995 376 60x	1000V CAT II 1000V CAT II 1000V CAT III 1000V CAT II	YES	YES
Safety test probes	R 941 85x 600	1000V CAT II	YES	YES