

## FEATURES AND SPECIFICATIONS

### Features and Benefits

- Sizes 2 to 11 circuits
- Second circuit blanked for polarization
- Other plating options available

### Reference Information

Packaging: Bag  
 UL File No.: E29179  
 CSA File No.: LR19980  
 Mates With: 5196-N and 5265-N housings  
 Designed In: Millimeters

### Electrical

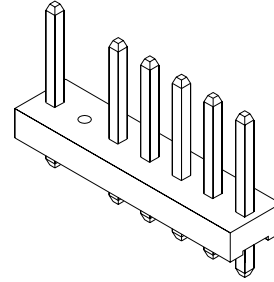
Voltage: 250V  
 Current: 7.0A  
 Contact Resistance: 10mΩ max.  
 Dielectric Withstanding Voltage: 1500V AC/1 min.  
 Insulation Resistance: 1000 MΩ min.

### Physical

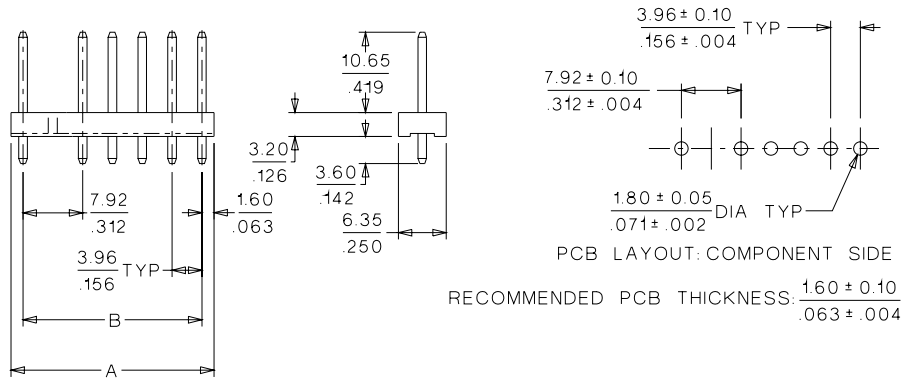
Housing: 6/6 nylon, UL 94V-2  
 Contact: Brass, 1.14mm (.045") square  
 Plating: Tin  
 Operating Temperature: -40 to +105°C

**molex**® **3.96mm (.156") Pitch**  
**SPOX™**  
**Header**

**5275-NA**  
**Vertical**



## CATALOG DRAWING (FOR REFERENCE ONLY)

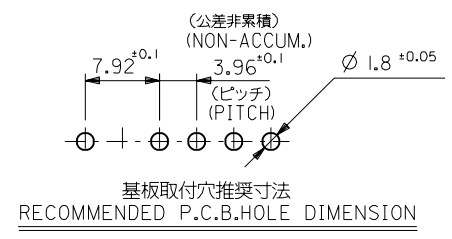
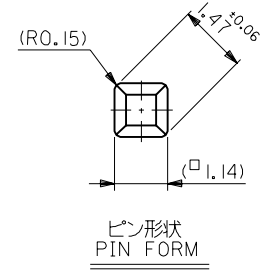
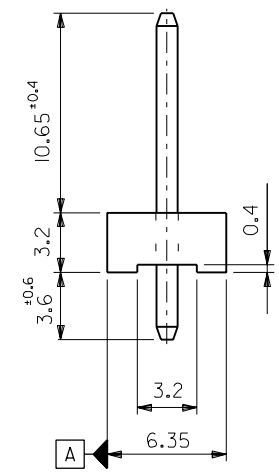
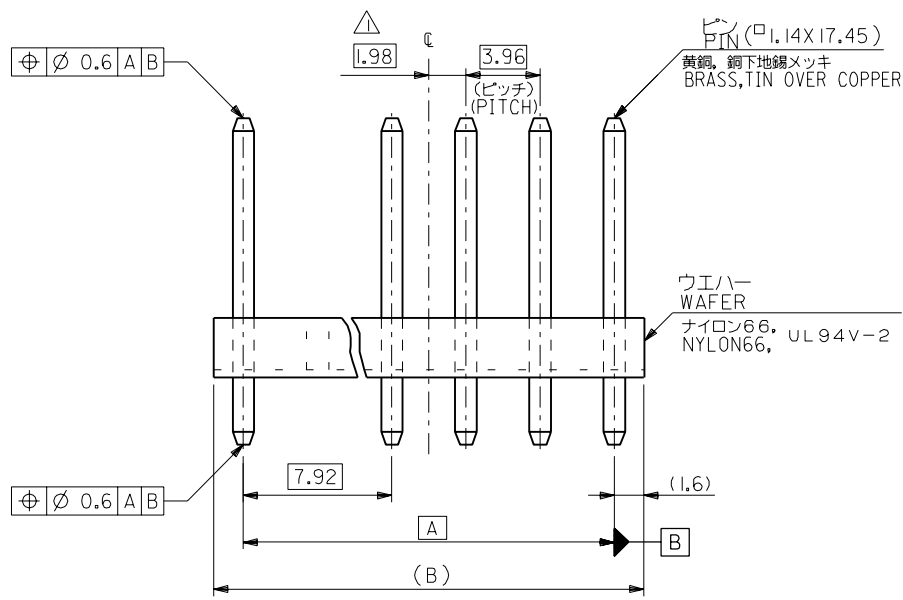


## ORDERING INFORMATION AND DIMENSIONS

Circuits	Order No.	Dimension	
		A	B
2	09-67-4022	11.12 (.437)	7.92 (.312)
3	09-67-4032	15.08 (.594)	11.88 (.467)
4	09-67-4042	19.04 (.750)	15.84 (.623)
5	09-67-4052	23.00 (.906)	19.80 (.779)
6	09-67-4062	26.96 (1.061)	23.76 (.935)
7	09-67-4072	30.92 (1.217)	27.72 (1.091)
8	09-67-4082	34.88 (1.373)	31.68 (1.247)
9	09-67-4092	38.84 (1.529)	35.64 (1.403)
10	09-67-4102	42.80 (1.685)	39.60 (1.559)
11	09-67-4112	46.76 (1.841)	43.56 (1.714)

**D**

**3.00 to 7.92mm (.118 to .312") Pitch**



注記  
NOTE

- △ 全極数が偶数の場合のみ適用。  
TO BE APPLIED ONLY WHEN ALL CKTS. ARE EVEN.
- 2 ウエハーの反りは、長さ 25.4 に対して 0.2 最大。  
CAMBER MUST BE 0.2 MAX.PER 25.4.

50.72	47.52	09-67-4122	5275 -12A	12
46.76	43.56	▲ -4112	▲ -11A	11
42.8	39.6	▲ -4102	▲ -10A	10
38.84	35.64	-4092	-09A	9
34.88	31.68	-4082	-08A	8
30.92	27.72	-4072	-07A	7
26.96	23.76	-4062	-06A	6
23	19.8	-4052	-05A	5
19.04	15.84	-4042	-04A	4
15.08	11.88	▼ -4032	▼ -03A	3
11.12	7.92	09-67-4022	5275 -02A	2
B	A	EDP NO.	ENG. NO.	極数 CKT.

材料 MATERIAL		☒ 中参照 SEE DRAWING	
仕上げ FINISH		— — —	
適用電線範囲 WIRE RANGE		— — —	
被覆外径 INS. RANGE		— — —	
角度 ANGLE	±3°		
30 以上 OVER	+0.3		
10 以上 30 未満 OVER	+0.25	C 変更 REVISD (JC60666)	T.Y. S.K. %/3/8
10 未満 UNDER	+0.2	B 変更 & 再作図 (J40818) REVISED & REDRAWN	T.A. H.H. %/10/5
一般公差 GENERAL TOLERANCES	記号 LTR	変更内容 REVISION RECORD	DR. CHK. 日付 DATE

**MOLEX** MOLEX-JAPAN CO.,LTD.  
日本モレックス株式会社

REVISE ONLY ON CAD SYSTEM

TITLE 名称  
KK 3.96/7.92  
WAFER ASS'Y

DWG. NO. SD-5275-NA

REV C