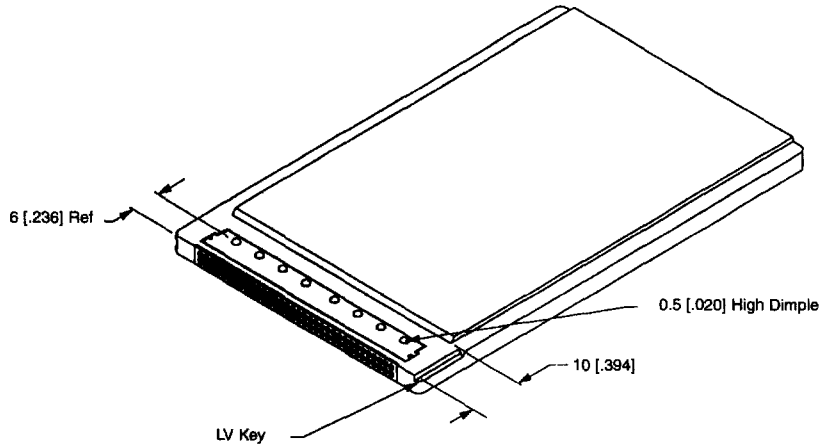
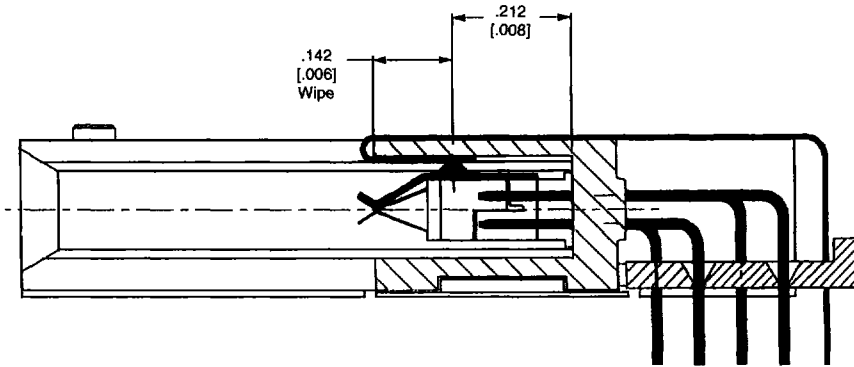


Enhanced (Shielded) Card Bus

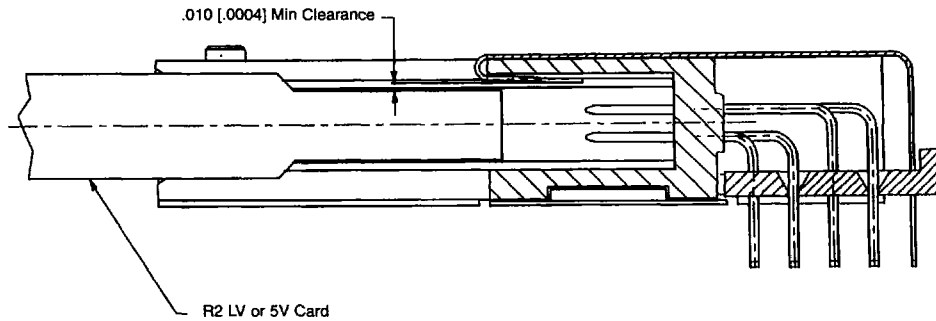
METRIC



CARD BUS



CARD BUS CONNECTOR




BACKWARD COMPATIBLE CROSS SECTION

3
Printed Circuit Board Connectors
PC Card Connectors

**Receptacle Assembly,
Straddle-Mount, Centered
68 Positions**


METRIC



Part Number 146233-1

Note: 68 Pos. Housing Dim. (Typ.)—47.50 [1.870] L x 3.30 [.130] W x 6.00 [.236] H


**Receptacle Assembly,
Straddle-Mount,
0.66 [.026] Offset*
68 Positions**



Part Number 146234-1

Note: 68 Pos. Housing Dim. (Typ.)—47.50 [1.870] L x 3.30 [.130] W x 6.00 [.236] H


**Receptacle Assembly
(Enhanced),
Straddle-Mount, Centered
68 Positions**



Part Number 146324-1

Note: 68 Pos. Housing Dim. (Typ.)—47.50 [1.870] L x 3.30 [.130] W x 6.00 [.236] H

**Receptacle Assembly,
Straddle-Mount, Centered
88 Positions**



Part Number 146323-1

*Offset is measured from centerline of connector to centerline of PC board.

Note: 88 Pos. Housing Dim. (Typ.)—47.50 [1.870] L x 3.30 [.130] W x 6.00 [.236] H

Printed Circuit Board Connectors
PC Card Connectors

METRIC

**Receptacle Assembly,
Surface-Mount,
0.4 [0.16] Offset**
68 Positions**




Part Numbers 146229-1 (Tube) 146322-1 (Tape)

Note: 68 Pos. Housing Dim. (Typ.)—47.50 [1.870] L x 3.30 [.130] W x 6.00 [.236] H

3
Printed Circuit Board Connectors
PC Card Connectors

**Receptacle Assembly
(Enhanced),
Surface-Mount,
0.4 [0.16] Offset**
68 Positions**



Part Number 146325-1

Note: 68 Pos. Housing Dim. (Typ.)— 47.50 [1.870] L x 3.30 [.130] W x 6.00 [.236] H

**Receptacle Assembly,
Surface-Mount,
.15 [.0006] Offset**
68 Positions**



Part Number 146173-1

Note: 68 Pos. Housing Dim. (Typ.)— 47.50 [1.870] L x 3.30 [.130] W x 6.00 [.236] H

**Receptacle Assembly,
Surface-Mount,
.15 [.0006] Offset**
68 Positions**



Part Number 146228-1


Note: 86 Pos. Housing Dim. (Typ.)—47.50 [1.870] L x 3.30 [.130] W x 6.00 [.236] H

**Offset is measured from centerline of connector to top of PC board.

METRIC

Pin Headers, Standard Profile


Top Board
Thru-Hole Mount,
Without Holddowns
68 Positions



Part Numbers 535653-1 / 535653-2 LV (Low Voltage)

Note: 68 Position Housing Dim.(Typ.)—61.98 [2.440] x 35.00 [1.738] W x 6.98 [.275] H


Top Board
Thru-Hole Mount,
Without Holddowns
(Enhanced)
68 Positions



Part Number 146321-1

Note: 68 Pos. Housing Dim. (Typ.)—61.98 [2.440] L x 35.00 [1.738] x 6.98 [.275] H


Top Board
Surface-Mount,
Without Holddowns
68 Positions



Part Numbers 535651-1 / 535651-2 LV (Low Voltage)

Note: 68 Position Housing Dim. (Typ.)—61.98 [2.440] L x 35.00 [1.738] W x 6.98 [.275] H

Top Board
Surface-Mount,
Without Holddowns
68 Positions




Part Number 179034-1

Note: 68 Position Housing Dim. (Typ.)—57.00 [2.224] L x 18.50 [.728] W x 4.65 [1.83] H

Printed Circuit Board Connectors
PC Card Connectors

METRIC

**Pin Headers,
Standard Profile**
(Continued)




Part Numbers 535654-1 / 535654-2 LV (Low Voltage)

Note: 68 Position Housing Dim. (Typ.)—61.98 [2.440] L x 35.00 [1.738] W x 6.98 [.275] H

**Bottom Board
Thru-Hole Mount,
Without Holddowns
68 Positions**

3
Printed Circuit Board Connectors
PC Card Connectors


**Bottom Board
Surface-Mount,
Without Holddowns
68 Positions**



Part Numbers 535652-1 / 535652-2 LV (Low Voltage)

Note: 68 Position Housing Dim. (Typ.)—61.98 [2.440] L x 35.00 [1.738] W x 6.98 [.275] H


**Bottom Board
Surface-Mount,
Without Holddowns
68 Positions**



Part Number 179035-1

Note: 68 Position Housing Dim. (Typ.)—61.98 [2.440] L x 18.50 [.728] W x 4.65 [1.83] H

**Bottom Board
Surface-Mount,
Without Holddowns
88 Positions**



Part Numbers 146083-1 / 146083-2 LV (Low Voltage)

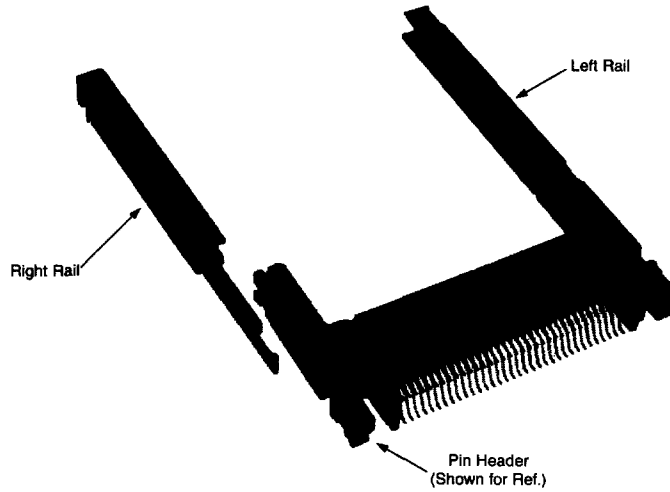
Note: 88 Position Housing Dim. (Typ.)—61.98 [2.440] L x 35.00 [1.73] W x 6.98 [.275] H

METRIC


Guide Rails, with Two Holddowns for Standard Profile Pin Headers

Left Guide Rail
Part Number 535664-1

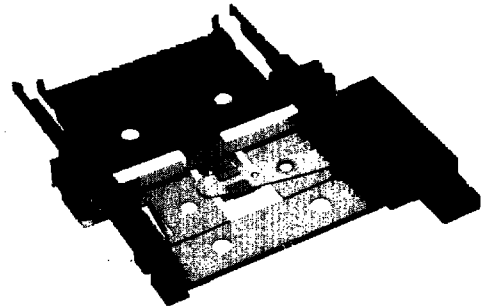
Right Guide Rail
Part Number 535664-2



Ejector Assembly for Standard Profile Pin Headers



Left Ejector Button
Part Number 146019-1




Right Ejector Button
Part Number 146021-1


Printed Circuit Board Connectors
PC Card Connectors

METRIC

Ejector Assembly for Standard Profile Pin Headers, Top Board Surface-Mount




Left Ejector Button
Part Number 1-177964-1



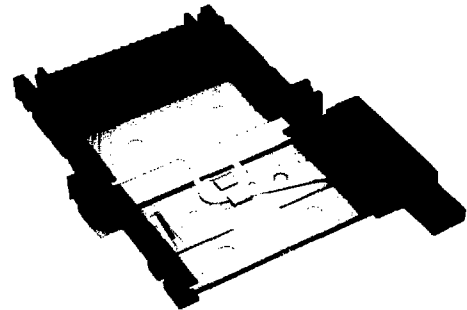
Right Ejector Button
Part Number 177961-1

Printed Circuit Board Connectors
PC Card Connectors

Pin Header Assembly, Standard Profile with Ejector Assembly Attached



Left Ejector Button
Part Number 146023-1




Right Ejector Button
Part Number 146025-1

Note: 68 Position Housing Dim. (Typ.)—61.98 [2.4440] L x 90.78 [3.574] W x 6.98 [.275] H

Pin Headers, Raised Profile

METRIC


Top Board
Thru-Hole Mount,
Without Holddowns
68 Positions



Part Numbers 535655-1 / 535655-2 LV (Low Voltage)

Note: 68 Pos. Housing Dim. (Typ.)—61.98 [2.440] L x 35.00 [1.738] W x 9.60 [.378] H


Top Board
Thru-Hole Mount,
With Holddowns
68 Positions



Part Numbers 535659-1

Note: 68 Pos. Housing Dim. (Typ.)—61.98 [2.440] L x 35.00 [1.738] W x 9.60 [.378] H


Top Board
Thru-Hole Mount,
With Holddowns
68 Positions



Part Number 535660-1

Note: 68 Pos. Housing Dim. (Typ.)—61.98 [2.440] L x 35.00 [1.738] W x 9.60 [.378] H

Top Board
Surface-Mount,
Without Holddowns
68 Positions



Part Numbers 535657-1 / 535657-2 LV (Low Voltage)

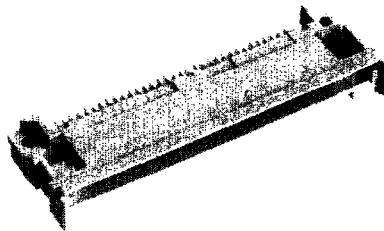
Note: 68 Pos. Housing Dim. (Typ.)—61.98 [2.440] L x 35.00 [1.738] W x 9.60 [.378] H

Printed Circuit Board Connectors
PC Card Connectors

METRIC

Pin Headers, Raised Profile

(Continued)




Part Number 179890-1

Note: 68 Pos. Housing Dim. (Typ.)—57.00 [2.224] L x 18.50 [.728] W x 4.65 [1.83] H

Top Board Surface-Mount, Without Holddowns 68 Positions


Bottom Board Thru-Hole Mount, Without Holddowns 68 Positions



Part Numbers 535656-1 / 535656-2 LV (Low Voltage)

Note: 68 Pos. Housing Dim. (Typ.)—61.98 [2.440] L x 35.00 [1.738] W x 9.60 [.378] H


Bottom Board Surface-Mount, Without Holddowns 68 Positions



Part Numbers 535658-1 / 535658-2 LV (Low Voltage)

Note: 68 Pos. Housing Dim. (Typ.)—61.98 [2.440] L x 35.00 [1.738] W x 9.60 [.378] H

Bottom Board Surface-Mount, Without Holddowns 68 Positions



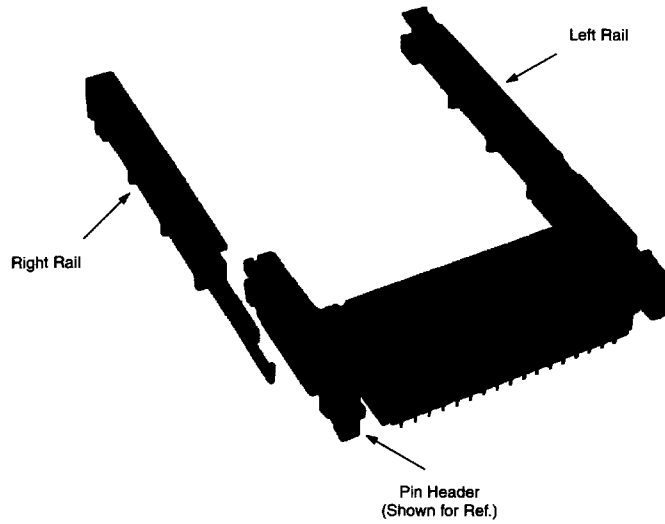
Part Number 177942-1

Note: 68 Pos. Housing Dim. (Typ.)—61.98 [2.440] L x 35.00 [1.738] W x 9.60 [.378] H


Guide Rails With Two Holddowns, for Raised Profile Pin Headers

Left Guide Rail
Part Number 535661-1

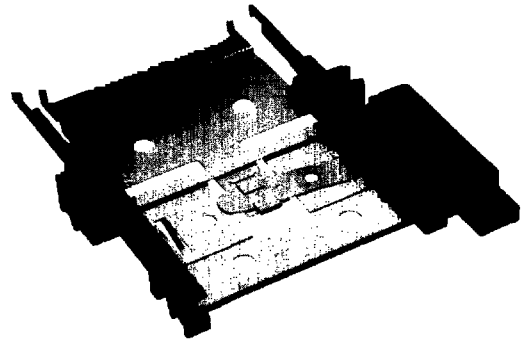
Right Guide Rail
Part Number 535661-2



Ejector Assembly for Raised Profile Pin Headers



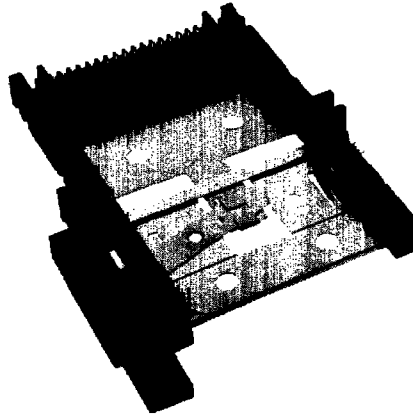
Left Ejector Button
Part Number 146020-1




Right Ejector Button
Part Number 146022-1

Printed Circuit Board Connectors
PC Card Connectors

Pin Header Assembly, Raised Profile with Ejector Assembly Attached




**Top Board
Thru-Hole Mount
68 Positions**
**Left Ejector Button
Part Number 146024-1**



**Top Board
Thru-Hole Mount
68 Positions**
**Right Ejector Button
Part Number 146026-1**

Pin Header, Vertical

**Top Board
Surface-Mount with
Holddowns
68 Positions**




Part Number 146204-1

Note: 68 Pos. Housing Dim. (Typ.)—56.20 [2.213] L x 5.50 [2.17] W x 14.00 [.551] H

3
Printed Circuit Board Connectors
PC Card Connectors

Stacked Pin Header, Standard Profile

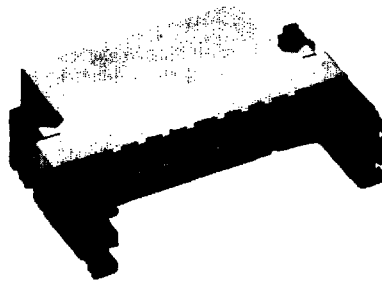
Top Board
Thru-Hole Mount,
Without Holddowns
136 Positions



Part Number 146156-1

Note: 136 Pos. Housing Dim. (Typ.)—61.98 [2.440] L x 35.00 [1.738] W x 13.97 [.550] H


Top Board
Thru-Hole Mount,
Without Holddowns
(Enhanced)
136 Positions




Part Number 146320-1 / 146320-2 LV (Low Voltage)

Note: 136 Pos. Housing Dim. (Typ.)—61.98 [2.440] L x 35.00 [1.738] W x 9.60 [.378] H

Ejector Assembly for Standard
Profile,
Stacked Pin Headers




Left Ejector Button
Part Number 146158-1



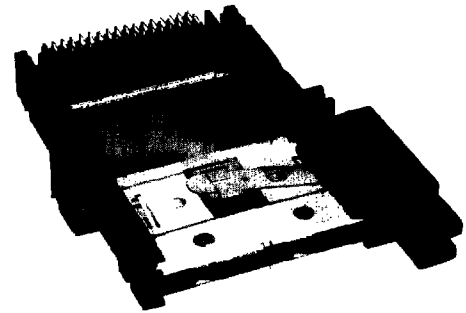
Right Ejector Button
Part Number 146157-1

Printed Circuit Board Connectors
PC Card Connectors

Stacked Pin Header Assembly, Standard Profile with Ejector Assembly Attached



Top Board
Thru-Hole Mount
136 Positions
Left Ejector Button
Part Number 146160-1




Top Board
Thru-Hole Mount
136 Positions
Right Ejector Button
Part Number 146159-1

Printed Circuit Board Connectors
PC Card Connectors

Stacked Pin Headers, Raised Profile

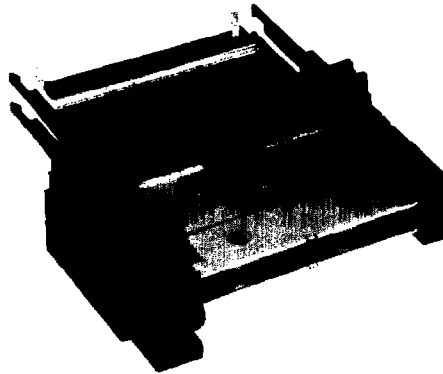
Top Board
Thru-Hole Mount
136 Positions




Part Number 146161-1

METRIC

**Ejector Assembly
for Raised Profile,
Stacked Pin Header**




Left Ejector Button
Part Number 146163-1




Right Ejector Button
Part Number 146162-1

**Stacked Pin Header,
with Detachable 0.8 [.031]
Plug Assembly*
(Board-to-Board)
140 Positions**

*Mates with AMP FH
0.8 mm Receptacle,
Part No. 177983-6
(sold separately).



Left Ejector Button
Part Number 179040-1



Right Ejector Button
Part Number 11409-2

3
Printed Circuit Board Connectors
PC Card Connectors