


Personal Systems Products
Computer Industry

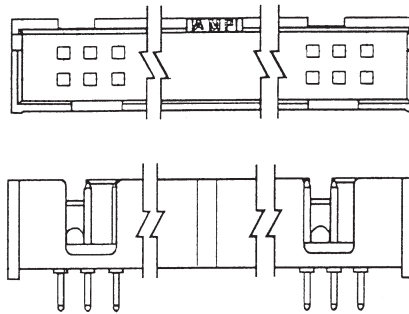
Wire-to-Board Connectors

Low Profile Headers -
Shrouded with .150 [3.81]
End Dimension,
Double Row, .100 x .100
[2.54 x 2.54] centers
(AMP-LATCH)


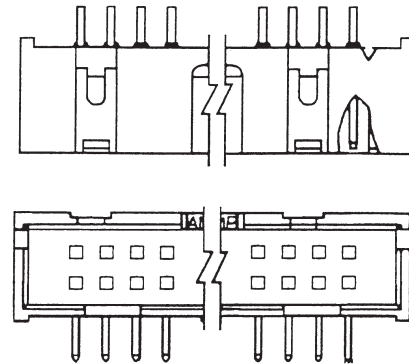


Straight Post

.025 [0.64] Square Straight Post



.025 [0.64] Square Right-Angle Post



Right-Angle Post

Material and Finish:

Housing – Black thermoplastic, 94V-0 rated, flame retardant

Contacts – Copper alloy, duplex plated

A – .000015 [0.00038] gold on contact area, .000100-.000200 [0.00254-0.00508] tin-lead on solder area, with entire post underplated .000050 [0.00127] nickel

B – .000030 [0.00076] gold on contact area, .000100-.000200 [0.00254-0.00508] tin-lead on solder area, with entire post underplated .000050 [0.00127] nickel

C – Gold flash on contact area, .000100-.000200 [0.00254-0.00508] tin-lead on solder area, with entire post underplated .000050 [0.00127] nickel

No. of Pos.	Part Numbers					
	Straight Post			Right-Angle Post		
	Duplex A	Duplex B	Duplex C	Duplex A	Duplex B	
10	103308-1	103309-1	—	103310-1	103311-1	
20	103308-5	103309-5	—	103310-5	103311-5	
34	103308-7	103309-7	—	—	103311-7	
40	103308-8	103309-8	—	103310-8	103311-8	
40	111782-8	—	111715-8	—	—	
40	104582-2 ¹	—	—	—	—	
50	1-103308-0	1-103309-0	—	1-103310-0	1-103311-0	

¹ With kinked leg

Note:
BLUE part numbers indicate 2D geometry and 3D CAD models that are included on CD-ROM.