
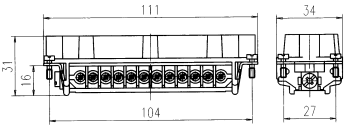
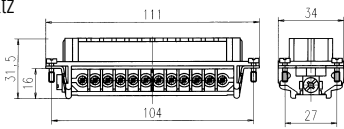

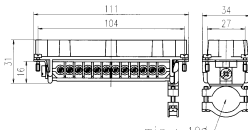
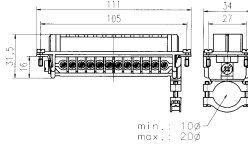

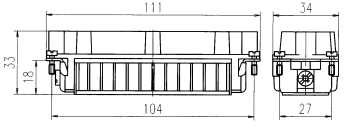
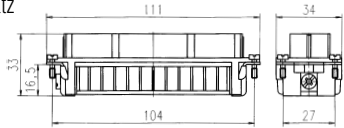

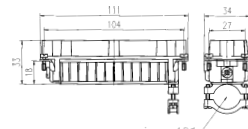
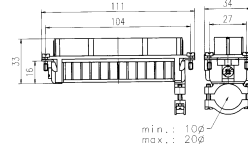

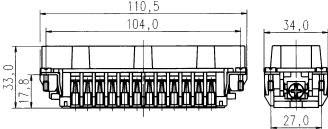
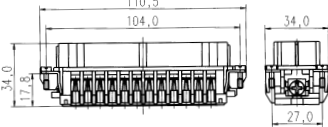


C 146 E  
24 + 

400 V~ 16 / 22 A

Steckverbinder  
Connectors

Gehäuse siehe Seite 166–173  
Housings see page 166–173

Bezeichnung - Abbildung Description - Figure	Maßzeichnung Drawing	Bestell Nr. / Part No.	
		Stifteinsatz / Male insert	Buchseinsatz / Female insert
Kontakteinsatz Schraubanschluß Contact insert screw termination  	Stifteinsatz Male insert   Buchseinsatz Female insert 	C146 10A024 002 1  C146 10A024 102 1 (mit Drahtschutz with wire protection)	C146 10B024 002 1  C146 10B024 102 1 (mit Drahtschutz with wire protection)
Kontakteinsatz Schraubanschluß mit Kabelabfang <sup>1)</sup> Contact insert screw termination with cable clamp <sup>1)</sup>  	Stifteinsatz Male insert   Buchseinsatz Female insert 	C146 10A024 003 1	C146 10B024 003 1
Kontakteinsatz für gestanzte Kontakte Contact insert for stamped contacts  	Stifteinsatz Male insert   Buchseinsatz Female insert 	C146 10A024 000 1	C146 10B024 000 1
Kontakteinsatz für gestanzte Kontakte mit Kabelabfang <sup>1)</sup> Contact insert for stamped contacts with cable clamp <sup>1)</sup>  	Stifteinsatz Male insert   Buchseinsatz Female insert 	C146 10A024 001 1	C146 10B024 001 1
Kontakteinsatz für gedrehte Kontakte Contact insert for turned contacts  	Stifteinsatz Male insert   Buchseinsatz Female insert 	C146 10A024 500 1	C146 10B024 500 1

<sup>1)</sup> nicht für Gehäuse „hohe Bauform“ geeignet / not for high housing style