
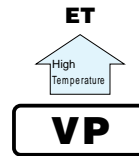


VP Bi-Polarized series



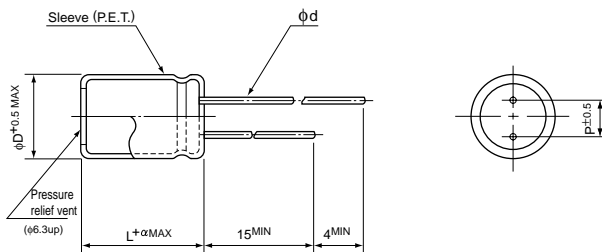
- Standard bi-polarized series for entertainment electronics.



Specifications

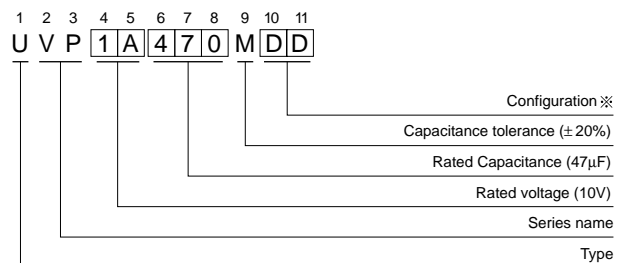
Item	Performance Characteristics										
Category Temperature Range	-40 ~ +85°C										
Rated Voltage Range	6.3 ~ 100V										
Rated Capacitance Range	0.47 ~ 6800µF										
Capacitance Tolerance	±20% at 120Hz, 20°C										
Leakage Current	After 5 minutes' application of rated voltage, leakage current is not more than 0.03CV or 3 (µA), whichever is greater.										
tan δ	For capacitance of more than 1000µF, add 0.02 for every increase of 1000µF. Measurement frequency : 120Hz, Temperature : 20°C										
	Rated voltage (V)	6.3	10	16	25	35	50	63	100		
	tan δ (MAX.)	0.26	0.24	0.22	0.20	0.16	0.14	0.12	0.10		
Stability at Low Temperature	Measurement frequency : 120Hz										
	Rated voltage (V)		6.3	10	16	25	35	50	63	100	
	Impedance ratio	Z-25°C / Z+20°C	4	3	2	2	2	2	2	2	
	ZT / Z20 (MAX)	Z-40°C / Z+20°C	10	8	6	5	4	4	3	3	
Endurance	After 2000 hours' application of rated voltage at 85°C with the polarity inverted every 250 hours, capacitors meet the characteristic requirements listed at right.					Capacitance change		Within ±20% of initial value			
						tan δ		200% or less of initial specified value			
						Leakage current		Initial specified value or less			
Shelf Life	After leaving capacitors under no load at 85°C for 1000 hours, they meet the specified value for endurance characteristics listed above.										
Marking	Printed with white color letter on black sleeve.										

Radial Lead Type



α	(L < 20)	(mm)							
	(L ≥ 20)	φD	5	6.3	8	10	12.5	16	18
	1.5	P	2.0	2.5	3.5	5.0	5.0	7.5	7.5
	2.0	φd	0.5	0.5	0.6	0.6	0.6	0.8	0.8

Type numbering system (Example : 10V 47µF)



※ Configuration

φ D	Pb-free leadwire Pb-free PET sleeve	Sn-Pb finished leadwire PVC sleeve (containing Pb)
5	DD	DA
6.3	ED	EA
8 · 10	PD	PA
12.5 - 18	HD	HA

※ Please contact to us if other configurations are required.

Please refer to page 19, 20, 21 about the formed or taped product spec.
Please refer to page 3 for the minimum order quantity.

● Dimension table in next page.



■ Dimensions

φD×L (mm)

Cap. (μF)	V Code	6.3		10		16		25		35		50		63		100	
		0J		1A		1C		1E		1V		1H		1J		2A	
0.47	R47											5×11	11			5×11	14
1	010											5×11	17			5×11	21
2.2	2R2											5×11	25			6.3×11	34
3.3	3R3											5×11	27	5×11	28	6.3×11	39
4.7	4R7									5×11	34	5×11	34	6.3×11	34	6.3×11	47
10	100					5×11	42	5×11	42	5×11	43	6.3×11	52	6.3×11	57	8×11.5	71
22	220			5×11	57	5×11	57	6.3×11	65	6.3×11	73	8×11.5	89	8×11.5	95	10×16	135
33	330	5×11	64	5×11	64	5×11	70	6.3×11	80	8×11.5	100	8×11.5	105	10×12.5	135	12.5×20	220
47	470	5×11	76	5×11	76	6.3×11	95	6.3×11	95	8×11.5	120	10×12.5	150	10×16	180	12.5×20	240
100	101	6.3×11	125	6.3×11	125	8×11.5	160	8×11.5	160	10×16	230	10×20	265	12.5×20	320	16×25	425
220	221	8×11.5	215	8×11.5	215	10×12.5	275	10×16	305	12.5×20	410	12.5×25	480	16×25	575	18×35.5	720
330	331	8×11.5	265	10×16	345	10×16	375	12.5×20	450	12.5×20	505	16×25	650	16×31.5	655		
470	471	10×12.5	370	10×16	410	10×20	485	12.5×20	540	12.5×25	655	16×31.5	835	18×35.5	965		
1000	102	10×20	650	12.5×20	720	12.5×25	855	16×25	950	16×31.5	1140						
2200	222	12.5×25	1160	16×25	1280	16×31.5	1510	18×35.5	1620								
3300	332	16×25	1570	16×31.5	1690	18×35.5	1980										
4700	472	16×31.5	2020	18×35.5	2160												
6800	682	18×35.5	2600														Case size

Rated Ripple (mA rms) at 85°C 120Hz

● Frequency coefficient of rated ripple current

Cap. (μF)	Frequency	50 Hz	120 Hz	300 Hz	1 kHz	10 kHz ~
~ 47		0.75	1.00	1.35	1.57	2.00
100 ~ 470		0.80	1.00	1.23	1.34	1.50
1000 ~ 6800		0.85	1.00	1.10	1.13	1.15