

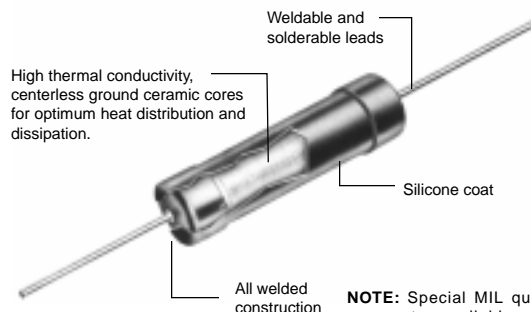
# SEMI-PRECISION POWER WIREWOUND RESISTORS

ISO-9001  
Registered



## T SERIES

### MIL-R-26 (RW), MIL-R-39007 (RWR) & COMMERCIAL STYLES



**NOTE:** Special MIL qualified overcoat available when application requires lifetime durability and meets with ease new MIL-STD-202F Method 215G. Specify VC.

- 0.1 ohm to 300K ohms
- 1.0 to 14 watts
- $\pm 1$  to  $\pm 0.1\%$  tolerance
- Non-inductive windings available
- Meets or exceeds all applicable MIL-R-26 & MIL-R-39007 ratings
- Established reliability documented failure rate 100% screening (S failure rate approval)

#### SPECIFICATIONS:

Style	MIL-R-26 Style	Wattage Rating		Resistance Range (ohms)				Maximum Working Voltage
				Commercial		MIL-R-26		
				Min $\Omega$	Max $K\Omega$	Min $\Omega$	Max $K\Omega$	
T-1/2	---	0.75	---	0.1	4	---	---	54.77
T-1/2-A81/LA268	RW81	1.0	---	0.1	4.5	0.1	1	67.1
T-1A-70/LA449	RW70	1.0	---	0.1	12	0.1	3.16	109.5
T-1-80/LA249	RW80	2.0	---	0.1	12	0.1	3.16	154.9
T-2A *	---	3.0	3.75	0.1	25	---	---	306.2
T-2A-69/LA417	RW69	---	3.0	0.1	20	0.1	2	244.9
T-2B-79/LA461	RW79	3.0	---	0.1	40	0.1	10.5	346.4
T-3*	---	4.0	5.5	0.1	38	---	---	457.2
T-5*	---	5.0	6.5	0.1	45	---	---	540.8
T-5-74/LA446	RW74	5.0	---	0.1	94	0.1	38.3	685.5
T-6	---	6.0	7.5	0.1	65	---	---	698.2
T-6-67/LA419	RW67	5.0	6.5	0.1	92	0.1	8.2	773.3
T-7 *	---	7.0	9.0	0.1	115	---	---	1017.3
T-7A-55	RW55	---	7.0	0.1	200	0.1	3.4	1183.2
T-10A-56	RW56	---	14.0	0.1	300	0.1	9.1	2049.4
T-10*	---	10.0	13.0	0.1	300	---	---	1974.8
T-10-78/LA433	RW78	10.0	---	0.1	300	0.1	90.9	1732.0
T-10-68/LA433	RW68	---	11.0	0.1	300	0.1	20	1816.6

\*Available as radial lead = type TR. To designate non-inductive winding add prefix "N" to style.

Style	MIL-R-39007 Style	Wattage at 25°C	Resistance Range (ohms)			Maximum Working Voltage
			Min 0.1 %	Min 1.0%	Max	
PR268	RWR81	1	0.499	0.1	1K	31.6
PR66	RWR82	1.5	0.499	0.1	1.3K	44.2
PR462	RWR71	2	0.499	0.1	16.2K	180.0
PR249	RWR80	2	0.499	0.1	3.16K	79.5
PR261	RWR89	3	0.499	0.1	4.12K	111.2
PR446	RWR74	5	0.499	0.1	12.1K	246.0
PR246	RWR84	7	0.499	0.1	12.4K	294.6
PR433	RWR78	10	0.499	0.1	39.2K	626.1

#### WIREWOUND AND FILM TECHNOLOGIES DIVISION

736 Greenway Road • Boone, North Carolina 28607-1860 • Tel: 828-264-8861 • Fax: 828-264-8866 • www.irctt.com

**T SERIES GENERAL SPECIFICATIONS:**

<b>Temperature Range</b>	Characteristic U = -55°C to +275°C Characteristic V = -55°C to +350°C
<b>Standard Temperature Coefficient</b>	±20 ppm/°C 10Ω up ±50 ppm/°C 1.0Ω to 9.9Ω ±400 ppm/°C 0.50Ω to 0.999Ω ±650 ppm/°C 0.1Ω to 0.490Ω
<b>Special Temperature Coefficients</b>	Available from -30 ppm/°C to +6000 ppm/°C Temperature range for special TC's -50°C to +150°C
<b>Insulation Resistance</b>	1000 megohms minimum dry at 100 volts DC
<b>Derating</b>	Wattage rating based on operation at 25°C Derate to zero at 275°C & 350°C for "U" and "V" style rating

**Lead Material:**

Tinned copperweld is standard.  
Also available: Weldable Grade A nickel (bare)

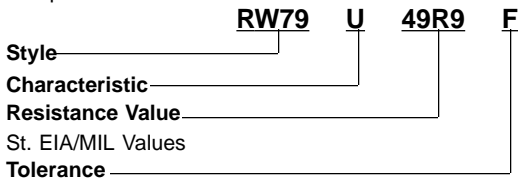
**Special Features:**

- Radial lead available.
- Resistance network packages designed to individual customer requirements.
- Temperature coefficient matching and tracking to ±5 ppm.
- High thermal conductivity core (Beryllium Oxide) available.
- Ratio Tolerance matched sets available.

IRC/Shallcross Style	A		B		C	
	Inches	mm	Inches	mm	inches (±0.002)	mm (±0.05)
T-1/2	0.330 (±0.062)	8.4 (±1.6)	0.078 (±0.031)	2.0 (±0.8)	0.020	0.5
T-1/2-A81/LA268	0.250 (±0.032)	6.4 (±0.8)	0.085 (±0.020)	2.2 (±0.5)	0.020	0.5
T-1A-70/LA449	0.406 (±0.032)	10.3 (±0.8)	0.094 (±0.032)	2.4 (±0.8)	0.020	0.5
T-1-80/LA49	0.406 (±0.032)	10.3 (±0.8)	0.094 (±0.032)	2.4 (±0.8)	0.020	0.5
T-2A	0.500 (±0.062)	12.7 (±1.6)	0.187 (±0.031)	4.8 (±0.8)	0.032	0.8
T-2A-69/LA417	0.500 (±0.063)	12.7 (±1.6)	0.188 (±0.063)	4.8 (±1.6)	0.032	0.8
T-2B-79/LA461	0.560 (±0.062)	14.2 (±1.6)	0.187 (±0.031)	4.8 (±0.8)	0.032	0.8
T-3	0.625 (±0.062)	15.8 (±1.6)	0.250 (±0.062)	6.3 (±1.6)	0.040	1.0
T-5	0.875 (±0.062)	22.2 (±1.6)	0.312 (±0.062)	7.9 (±1.6)	0.040	1.0
T-5-74/LA446	0.875 (±0.062)	22.2 (±1.6)	0.312 (±0.062)	7.9 (±1.6)	0.040	1.0
T-6	1.000 (±0.062)	25.4 (±1.6)	0.312 (±0.062)	8.0 (±1.6)	0.040	1.0
T-6-67/LA419	1.000 (±0.094)	25.4 (±2.4)	0.313 (±0.063)	8.0 (±1.6)	0.032	0.8
T-7	1.185 (±0.062)	30.0 (±1.6)	0.312 (±0.062)	8.0 (±1.6)	0.040	1.0
T-7A-55	1.375 (±0.094)	35.0 (±2.4)	0.469 (±0.094)	12 (±2.4)	0.032	0.8
T-10A-56	2.000 (±0.094)	50.8 (±2.4)	0.469 (±0.094)	12 (±2.4)	0.032	0.8
T-10	1.812 (±0.062)	46.0 (±1.6)	0.375 (±0.062)	9.5 (±1.6)	0.040	1.0
T-10-78/LA433	1.780 (±0.062)	45.2 (±1.6)	0.375 (±0.062)	9.5 (±1.6)	0.040	1.0
T-10-68/LA433	1.875 (±0.063)	47.6 (±1.6)	0.344 (±0.094)	8.7 (±2.4)	0.032	0.8
PR268	0.250 (±0.032)	6.4 (±0.8)	0.085 (±0.020)	2.2 (±0.5)	0.020	0.5
PR66	0.312 (±0.016)	7.92 (±0.4)	0.078 (±0.016)	1.98 (±0.4)	0.020	0.5
PR462	0.812 (±0.062)	20.6 (±1.6)	0.188 (±0.031)	4.8 (±0.8)	0.032	0.8
PR249	0.406 (±0.032)	10.3 (±0.8)	0.094 (±0.031)	2.4 (±0.8)	0.020	0.5
PR261	0.560 (±0.062)	14.2 (±1.6)	0.187 (±0.031)	4.8 (±0.8)	0.032	0.8
PR446	0.875 (±0.062)	22.2 (±1.6)	0.312 (±0.031)	7.9 (±0.8)	0.040	1.0
PR246	0.875 (±0.062)	22.2 (±1.6)	0.312 (±0.031)	7.9 (±0.8)	0.040	1.0
PR433	1.78 (±0.062)	45.2 (±1.6)	0.375 (±0.031)	9.53 (±0.8)	0.040	1.0

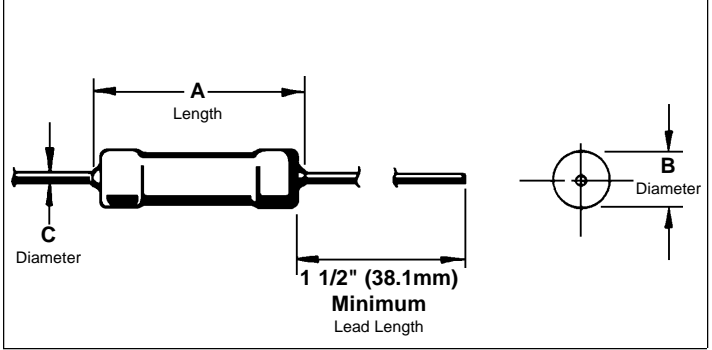
**HOW TO ORDER:**

Sample Part No.:



B=±0.1%, D=±0.5%, F=±1%

**For commercial equivalents:**  
Style - Resistance - Tolerance



**WIREWOUND AND FILM TECHNOLOGIES DIVISION**